



Customer Service
PO Box 11813
Harrisburg, PA 17108-1813

ACCOUNT STATEMENT

For the Month Ending
August 31, 2021

SAN BERNARDINO COUNTY

Client Management Team

Kenneth Schiebel, CFA

Managing Director
213 Market Street
Harrisburg, PA 17101-2141
717-232-2723
schiebelk@pfm.com

Danny A. Nelson

Senior Managing Consultant
50 South 6th Street, Suite 2250
Minneapolis, MN 55402
612-371-3747
nelsond@pfm.com

Contents

Cover/Disclosures
Summary Statement
Individual Accounts

Accounts included in Statement

76990800 SAN BERNARDINO COUNTY

SAN BERNARDINO COUNTY
PARTH BHATT
268 WEST HOSPITALITY LANE
FIRST FLOOR
SAN BERNARDINO, CA 92415-0360

Online Access www.pfm.com

Customer Service 1-717-232-2723



Account Statement

For the Month Ending August 31, 2021

Important Disclosures

Important Disclosures

This statement is for general information purposes only and is not intended to provide specific advice or recommendations. PFM Asset Management LLC ("PFM") is an investment advisor registered with the Securities and Exchange Commission, and is required to maintain a written disclosure statement of our background and business experience. If you would like to receive a copy of our current disclosure statement, please contact Service Operations at the address below.

Proxy Voting PFM does not normally receive proxies to vote on behalf of its clients. However, it does on occasion receive consent requests. In the event a consent request is received the portfolio manager contacts the client and then proceeds according to their instructions. PFM's Proxy Voting Policy is available upon request by contacting Service Operations at the address below.

Questions About an Account PFM's monthly statement is intended to detail our investment advisory activity as well as the activity of any accounts held by clients in pools that are managed by PFM. The custodian bank maintains the control of assets and executes (i.e., settles) all investment transactions. The custodian statement is the official record of security and cash holdings and transactions. PFM recognizes that clients may use these reports to facilitate record keeping and that the custodian bank statement and the PFM statement should be reconciled and differences resolved. Many custodians use a settlement date basis which may result in the need to reconcile due to a timing difference.

Account Control PFM does not have the authority to withdraw funds from or deposit funds to the custodian. Our clients retain responsibility for their internal accounting policies; implementing and enforcing internal controls and generating ledger entries or otherwise recording transactions.

Market Value Generally, PFM's market prices are derived from closing bid prices as of the last business day of the month as supplied by Refinitiv or Bloomberg. Where prices are not available from generally recognized sources the securities are priced using a yield-based matrix system to arrive at an estimated market value. Prices that fall between data points are interpolated. Non-negotiable FDIC-insured bank certificates of deposit are priced at par. Although PFM believes the prices to be reliable, the values of the securities do not always represent the prices at which the securities could have been bought or sold. Explanation of the valuation methods for a registered investment company, local government investment program, or TERM funds is contained in the appropriate fund offering documentation or information statement.

Amortized Cost The original cost of the principal of the security is adjusted for the amount of the periodic reduction of any discount or premium from the purchase date until the date of the report. Discount or premium with respect to short term securities (those with less than one year to maturity at time of issuance) is amortized on a straightline basis. Such discount or premium with respect to longer term securities is amortized using the constant yield basis.

Tax Reporting Cost data and realized gains / losses are provided for informational purposes only. Please review for accuracy and consult your tax advisor to determine the tax consequences of your security transactions. PFM does not report such information to the IRS or other taxing authorities and is not responsible for the accuracy of such information that may be required to be reported to federal, state or other taxing authorities.

Financial Situation In order to better serve you, PFM should be promptly notified of any material change in your investment objective or financial situation.

Callable Securities Securities subject to redemption prior to maturity may be redeemed in whole or in part before maturity, which could affect the yield represented.

Portfolio The securities in this portfolio, including shares of mutual funds, are not guaranteed or otherwise protected by PFM, the FDIC (except for certain non-negotiable certificates of deposit) or any government agency. Investment in securities involves risks, including the possible loss of the amount invested. Actual settlement values, accrued interest, and amortized cost amounts may vary for securities subject to an adjustable interest rate or subject to principal paydowns. Any changes to the values shown may be reflected within the next monthly statement's beginning values.

Rating Information provided for ratings is based upon a good faith inquiry of selected sources, but its accuracy and completeness cannot be guaranteed.

Shares of some money market and TERM funds are marketed through representatives of PFM's wholly owned subsidiary, PFM Fund Distributors, Inc. PFM Fund Distributors, Inc. is registered with the SEC as a broker/dealer and is a member of the Financial Industry Regulatory Authority ("FINRA") and the Municipal Securities Rulemaking Board ("MSRB"). You may reach the FINRA by calling the FINRA Regulator Public Disclosure Hotline at 1-888-289-9999 or at the FINRA Regulation Internet website address www.nasd.com. A brochure describing the FINRA Regulation Public Disclosure Program is also available from the FINRA upon request.

Key Terms and Definitions
Dividends on money market funds consist of interest earned, plus any discount ratably amortized to the date of maturity, plus all realized gains and losses on the sale of securities prior to maturity, less ratably amortization of any premium and all accrued expenses to the fund. Dividends are accrued daily and may be paid either monthly or quarterly. The monthly earnings on this statement represent the estimated dividend accrued for the month for any program that distributes earnings on a quarterly basis. There is no guarantee that the estimated amount will be paid on the actual distribution date.

Current Yield is the net change, exclusive of capital changes and income other than investment income, in the value of a hypothetical fund account with a balance of one share over the seven-day base period including the statement date, expressed as a percentage of the value of one share (normally \$1.00 per share) at the beginning of the seven-day period. This resulting net change in account value is then annualized by multiplying it by

365 and dividing the result by 7. The yields quoted should not be considered a representation of the yield of the fund in the future, since the yield is not fixed. *Average maturity* represents the average maturity of all securities and investments of a portfolio, determined by multiplying the par or principal value of each security or investment by its maturity (days or years), summing the products, and dividing the sum by the total principal value of the portfolio. The stated maturity date of mortgage backed or callable securities are used in this statement. However the actual maturity of these securities could vary depending on the level or prepayments on the underlying mortgages or whether a callable security has or is still able to be called.

Monthly distribution /yield represents the net change in the value of one share (normally \$1.00 per share) resulting from all dividends declared during the month by a fund expressed as a percentage of the value of one share at the beginning of the month. This resulting net change is then annualized by multiplying it by 365 and dividing it by the number of calendar days in the month. *YTM at Cost* The yield to maturity at cost is the expected rate of return, based on the original cost, the annual interest receipts, maturity value and the time period from purchase date to maturity, stated as a percentage, on an annualized basis.

YTM at Market The yield to maturity at market is the rate of return, based on the current market value, the annual interest receipts, maturity value and the time period remaining until maturity, stated as a percentage, on an annualized basis. *Managed Account A* portfolio of investments managed discretely by PFM according to the client's specific investment policy and requirements. The investments are directly owned by the client and held by the client's custodian. *Unsettled Trade A* trade which has been executed however the final consummation of the security transaction and payment has not yet taken place.

Please review the detail pages of this statement carefully. If you think your statement is wrong, missing account information, or if you need more information about a transaction, please contact PFM within 60 days of receipt. If you have other concerns or questions regarding your account you should contact a member of your client management team or PFM Service Operations at the address below.

PFM Asset Management LLC
Attn: Service Operations
213 Market Street
Harrisburg, PA 17101



SAN BERNARDINO COUNTY

Consolidated Summary Statement

Account Statement
For the Month Ending **August 31, 2021**

Portfolio Summary

Portfolio Holdings	Cash Dividends and Income	Closing Market Value
PFM Managed Account	5,719,874.63	9,182,323,100.19
Cash Balance	0.00	190,919,778.10
Total	\$5,719,874.63	\$9,373,242,878.29

Investment Allocation

Investment Type	Closing Market Value	Percent
Asset-Backed Security	344,230,019.77	3.67
Federal Agency Bond / Note	2,528,155,228.54	26.97
Corporate Note	226,224,278.00	2.41
Bank Note	45,215,130.00	0.48
Certificate of Deposit	2,024,732,120.72	21.60
Federal Agency Collateralized Mortgage Obligation	233,360,469.16	2.49
Commercial Paper	1,475,508,684.00	15.74
Federally Insured Cash Account	25,000,000.00	0.27
Joint Powers Authority	412,000,000.00	4.40
Money Market Mutual Fund	3,000,000.00	0.03
NOW Account	200,000,000.00	2.13
Supra-National Agency Bond / Note	252,756,545.00	2.70
U.S. Treasury Bond / Note	1,412,140,625.00	15.07
Cash Balance	190,919,778.10	2.04
Total	\$9,373,242,878.29	100.00%



Consolidated Summary Statement

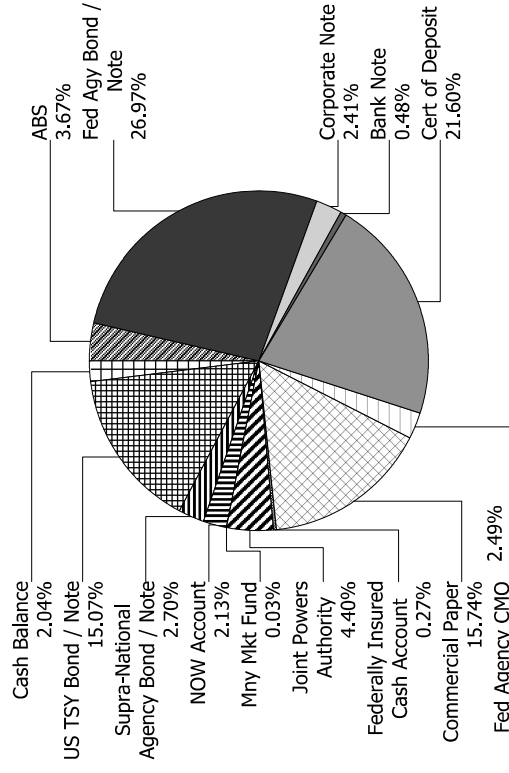
SAN BERNARDINO COUNTY

Maturity Distribution (Fixed Income Holdings)

Portfolio Holdings	Closing Market Value	Percent
Under 30 days	1,295,970,645.30	13.83
31 to 60 days	415,180,840.30	4.43
61 to 90 days	440,098,791.63	4.70
91 to 180 days	1,388,373,857.71	14.81
181 days to 1 year	1,913,507,567.88	20.41
1 to 2 years	1,561,209,925.70	16.66
2 to 3 years	1,336,146,683.35	14.25
3 to 4 years	726,362,580.87	7.75
4 to 5 years	287,558,492.50	3.07
Over 5 years	8,833,493.05	0.09
Total	\$9,373,242,878.29	100.00%

Weighted Average Days to Maturity 459

Sector Allocation





Managed Account Summary Statement

For the Month Ending **August 31, 2021**

SAN BERNARDINO COUNTY - 76990800

Transaction Summary - Managed Account

Opening Market Value	\$8,766,156,331.82
Maturities/Calls	(614,837,560.18)
Principal Dispositions	(50,000,000.00)
Principal Acquisitions	1,086,839,045.11
Unsettled Trades	0.00
Change in Current Value	(5,834,716.56)
Closing Market Value	\$9,182,323,100.19

Cash Transactions Summary - Managed Account

Maturities/Calls	608,537,196.58
Sale Proceeds	50,000,000.00
Coupon/Interest/Dividend Income	5,124,074.62
Principal Payments	6,837,560.18
Security Purchases	(1,086,854,614.55)
Net Cash Contribution	416,355,783.17
Reconciling Transactions	0.00

Earnings Reconciliation (Cash Basis) - Managed Account

Interest/Dividends/Coupons Received	5,661,271.20
Less Purchased Interest Related to Interest/Coupons	(15,569.44)
Plus Net Realized Gains/Losses	74,172.87
Total Cash Basis Earnings	\$5,719,874.63

Cash Balance

Closing Cash Balance **\$0.00**

Earnings Reconciliation (Accrual Basis)

	Total
Ending Amortized Value of Securities	9,113,969,171.05
Ending Accrued Interest	13,344,982.36
Plus Proceeds from Sales	50,000,000.00
Plus Proceeds of Maturities/Calls/Principal Payments	615,374,756.76
Plus Coupons/Dividends Received	5,124,074.62
Less Cost of New Purchases	(1,086,854,614.55)
Less Beginning Amortized Value of Securities	(8,692,048,672.16)
Less Beginning Accrued Interest	(13,417,009.31)

Total Accrual Basis Earnings

\$5,492,688.77



Portfolio Summary and Statistics

For the Month Ending **August 31, 2021**

SAN BERNARDINO COUNTY - 76990800

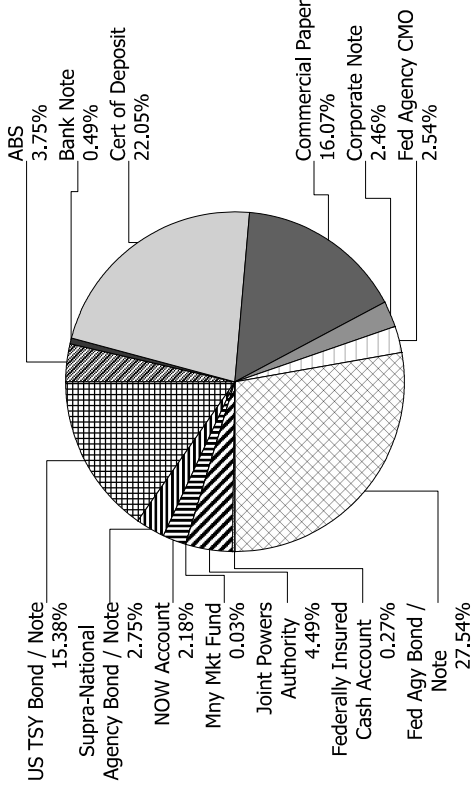
Account Summary

Description	Par Value	Market Value	Percent
U.S. Treasury Bond / Note	1,375,000,000.00	1,412,140,625.00	15.38
Supra-National Agency Bond / Note	250,000,000.00	252,756,545.00	2.75
NOW Account	200,000,000.00	200,000,000.00	2.18
Money Market Mutual Fund	3,000,000.00	3,000,000.00	0.03
Joint Powers Authority	412,000,000.00	412,000,000.00	4.49
Federally Insured Cash Account	25,000,000.00	25,000,000.00	0.27
Federal Agency Collateralized Mortgage Obligation	221,064,369.31	233,360,469.16	2.54
Federal Agency Bond / Note	2,498,240,000.00	2,528,155,228.54	27.54
Corporate Note	225,500,000.00	226,224,278.00	2.46
Commercial Paper	1,476,000,000.00	1,475,508,684.00	16.07
Certificate of Deposit	2,025,000,000.00	2,024,732,120.72	22.05
Bank Note	45,000,000.00	45,215,130.00	0.49
Asset-Backed Security	343,001,831.23	344,230,019.77	3.75
Managed Account Sub-Total	9,098,806,200.54	9,182,323,100.19	100.00%
Accrued Interest		13,344,982.36	
Total Portfolio	9,098,806,200.54	9,195,668,082.55	

Unsettled Trades

0.00 0.00 0.00

Sector Allocation



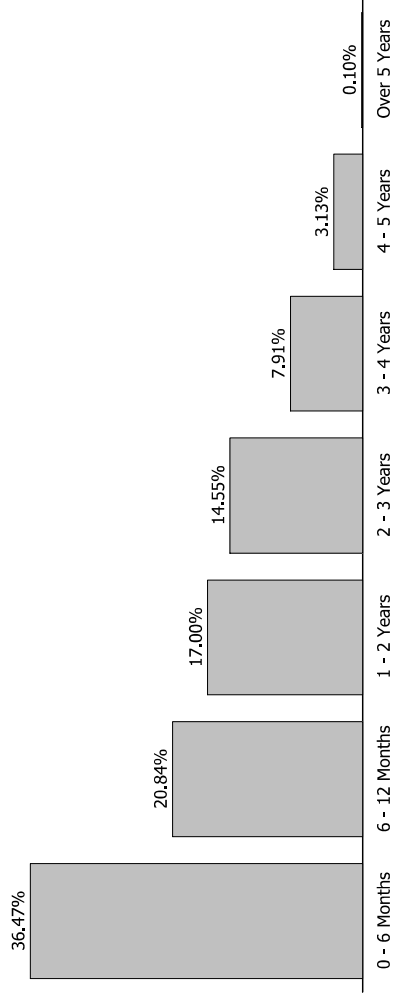


Portfolio Summary and Statistics

For the Month Ending August 31, 2021

SAN BERNARDINO COUNTY - 76990800

Maturity Distribution



Characteristics

Yield to Maturity at Cost	0.74%
Yield to Maturity at Market	0.24%
Weighted Average Days to Maturity	469



SAN BERNARDINO COUNTY - 76990800

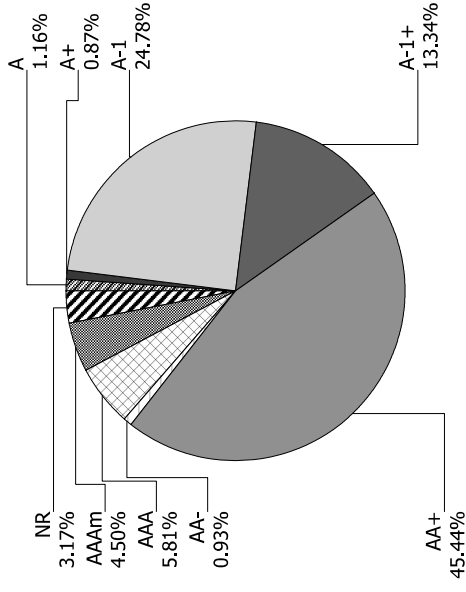
Managed Account Issuer Summary

For the Month Ending August 31, 2021

Issuer Summary

Issuer	Market Value of Holdings	Percent
BANK OF AMERICA CO	149,975,700.00	1.63
BANK OF MONTREAL	299,943,224.35	3.27
BANK OF NOVA SCOTIA	174,962,213.08	1.91
BANK OF THE WEST	200,000,000.00	2.18
BNP PARIBAS	250,017,180.60	2.72
CAMP	402,000,000.00	4.38
CANADIAN IMPERIAL BANK OF COMMERCE	249,907,741.35	2.72
CHASE ISSURANCE	18,355,679.20	0.20
CHEVRON CORPORATION	74,528,059.00	0.81
CREDIT AGRICOLE SA	275,913,284.00	3.00
DEERE & COMPANY	51,075,862.00	0.56
EXXON MOBIL CORP	153,041,026.00	1.67
FANNIE MAE	841,964,235.00	9.17
FEDERAL FARM CREDIT BANKS	477,787,470.00	5.20
FEDERAL HOME LOAN BANKS	495,914,800.84	5.40
FEDERATED GOVT OBLIGATIONS FUNDS	1,000,000.00	0.01
FIDELITY TREASURY MF	1,000,000.00	0.01
FREDDIE MAC	945,849,191.86	10.30
HONDA AUTO RECEIVABLES	69,148,386.02	0.75
HYUNDAI AUTO RECEIVABLES	39,062,305.73	0.43
INTER-AMERICAN DEVELOPMENT BANK	72,286,785.00	0.79
INTL BANK OF RECONSTRUCTION AND DEV	180,469,760.00	1.97
INVESTMENT TRUST OF CALIFORNIA	10,000,000.00	0.11
JOHN DEERE OWNER TRUST	48,520,782.47	0.53
JP MORGAN CHASE & CO	149,930,950.00	1.63
MERCEDES-BENZ AUTO LEASE TRUST	49,856,423.42	0.54
MERCEDES-BENZ AUTO RECEIVABLES	5,432,913.01	0.06
MORGAN STANLEY	1,000,000.00	0.01
NATIXIS NY BRANCH	274,897,100.00	2.99
NORDEA BANK ABP	249,966,743.58	2.72
RABOBANK NEDERLAND	199,950,100.00	2.18
ROYAL BANK OF CANADA	249,912,193.05	2.72

Credit Quality (S&P Ratings)





For the Month Ending August 31, 2021

Managed Account Issuer Summary

SAN BERNARDINO COUNTY - 76990800

Issuer	Market Value of Holdings	Percent
STONECASTLE FICA	25,000,000.00	0.27
SVENSKA HANDELSBANKEN AB	149,955,714.60	1.63
SWEDBANK AB	249,954,802.68	2.72
THE BANK OF NEW YORK MELLON CORPORATION	55,127,125.00	0.60
TORONTO-DOMINION BANK	275,013,557.43	3.00
Toyota Lease Owner Trust	10,511,076.51	0.11
TOYOTA MOTOR CORP	263,426,883.41	2.87
UNITED STATES TREASURY	1,412,140,625.00	15.38
US BANCORP	57,497,926.00	0.63
WELLS FARGO & COMPANY	20,025,280.00	0.22
Total	\$9,182,323,100.19	100.00%



Managed Account Detail of Securities Held

For the Month Ending August 31, 2021

SAN BERNARDINO COUNTY - 76990800

Security Type / Description	Dated Date / Coupon / Maturity	CUSIP	S&P Rating	Moody's Rating	Trade Date	Settle Date	Original Cost	YTM at Cost	Accrued Interest	Amortized Cost	Market Value
US TREASURY NOTES	912828T34 DTD 09/30/2016 1.125% 09/30/2021	912828T34	AA+	Aaa	11/29/17	11/30/17	24,198,242.19	2.00	118,340.16	24,983,392.16	25,019,530.00
US TREASURY NOTES	912828G53 DTD 12/01/2014 1.875% 11/30/2021	912828G53	AA+	Aaa	12/20/16	12/21/16	24,734,375.00	2.10	119,108.61	24,986,755.54	25,109,375.00
US TREASURY NOTES	912828H86 DTD 02/02/2015 1.500% 01/31/2022	912828H86	AA+	Aaa	02/15/17	02/16/17	48,779,296.88	2.02	65,217.39	49,897,487.91	50,296,875.00
US TREASURY NOTES	912828W55 DTD 02/28/2017 1.875% 02/28/2022	912828W55	AA+	Aaa	11/29/17	11/30/17	24,823,242.19	2.05	1,294.89	24,979,486.52	25,222,655.00
US TREASURY NOTES	912828ZX1 DTD 06/30/2020 0.125% 06/30/2022	912828ZX1	AA+	Aaa	03/29/21	03/30/21	100,039,062.50	0.09	21,399.46	100,025,813.73	100,046,880.00
US TREASURY NOTES	912828ZX1 DTD 06/30/2020 0.125% 06/30/2022	912828ZX1	AA+	Aaa	03/29/21	03/30/21	100,046,875.00	0.09	21,399.46	100,030,976.48	100,046,880.00
US TREASURY NOTES	912828P4 DTD 07/31/2017 1.875% 07/31/2022	912828P4	AA+	Aaa	04/29/19	04/30/19	98,746,093.75	2.28	163,043.48	99,648,526.28	101,640,620.00
US TREASURY NOTES	912828M49 DTD 11/02/2015 1.875% 10/31/2022	912828M49	AA+	Aaa	11/29/17	11/30/17	24,739,257.81	2.10	157,948.37	24,938,298.76	25,515,625.00
US TREASURY NOTES	912828R69 DTD 05/31/2016 1.625% 05/31/2023	912828R69	AA+	Aaa	04/05/19	04/08/19	48,658,203.13	2.31	206,454.92	49,435,452.70	51,265,625.00
US TREASURY NOTES	912828S35 DTD 06/30/2016 1.375% 06/30/2023	912828S35	AA+	Aaa	11/08/19	11/12/19	24,701,171.88	1.72	58,848.51	24,849,684.50	25,546,875.00
US TREASURY NOTES	912828S35 DTD 06/30/2016 1.375% 06/30/2023	912828S35	AA+	Aaa	04/03/19	04/04/19	48,123,046.88	2.31	117,697.01	49,191,261.16	51,093,750.00
US TREASURY NOTES	9128284U1 DTD 07/02/2018 2.625% 06/30/2023	9128284U1	AA+	Aaa	04/05/19	04/08/19	50,634,765.63	2.31	224,694.29	50,274,215.46	52,226,560.00
US TREASURY NOTES	912828S35 DTD 06/30/2016 1.375% 06/30/2023	912828S35	AA+	Aaa	04/15/19	04/16/19	96,035,156.25	2.37	235,394.02	98,278,287.25	102,187,500.00
US TREASURY NOTES	912828S92 DTD 08/01/2016 1.250% 07/31/2023	912828S92	AA+	Aaa	03/27/19	03/28/19	96,265,625.00	2.15	108,695.65	98,356,498.27	102,015,620.00



Managed Account Detail of Securities Held

For the Month Ending **August 31, 2021**

SAN BERNARDINO COUNTY - 76990800

Security Type/Description Dated Date/Coupon/Maturity	CUSIP	S&P Rating	Moody's Rating	Trade Date	Settle Date	Original Cost	YTM at Cost	Accrued Interest	Amortized Cost	Market Value
U.S. Treasury Bond / Note										
US TREASURY NOTES DTD 08/31/2016 1.375% 08/31/2023	9128282D1	AA+	Aaa	03/28/19	03/29/19	96,562,500.00	2.20	3,798.34	98,449,296.10	102,312,500.00
US TREASURY NOTES DTD 05/15/2014 2.500% 05/15/2024	912828WJ5	AA+	Aaa	09/30/19	10/01/19	52,062,500.00	1.57	370,244.57	51,205,976.01	52,906,250.00
US TREASURY NOTES DTD 05/15/2014 2.500% 05/15/2024	912828WJ5	AA+	Aaa	12/23/19	12/26/19	51,611,328.13	1.73	370,244.57	50,992,747.11	52,906,250.00
US TREASURY NOTES DTD 06/30/2017 2.000% 06/30/2024	912828XX3	AA+	Aaa	09/25/19	09/26/19	50,886,718.75	1.61	171,195.65	50,526,728.27	52,296,875.00
US TREASURY NOTES DTD 06/30/2017 2.000% 06/30/2024	912828XX3	AA+	Aaa	10/31/19	11/01/19	51,017,578.13	1.55	171,195.65	50,617,239.11	52,296,875.00
US TREASURY NOTES DTD 06/30/2017 2.000% 06/30/2024	912828XX3	AA+	Aaa	11/01/19	11/04/19	50,935,546.88	1.58	171,195.65	50,568,482.31	52,296,875.00
US TREASURY NOTES DTD 06/30/2019 1.750% 06/30/2024	9128286Z8	AA+	Aaa	12/11/19	12/12/19	50,173,828.13	1.67	149,796.20	50,108,041.19	51,953,125.00
US TREASURY NOTES DTD 07/31/2017 2.125% 07/31/2024	9128282N9	AA+	Aaa	10/10/19	10/11/19	51,474,609.38	1.49	92,391.30	50,894,008.19	52,523,440.00
US TREASURY NOTES DTD 02/17/2015 2.000% 02/15/2025	912828J27	AA+	Aaa	12/19/19	12/20/19	50,576,171.88	1.77	46,195.65	50,386,255.35	52,554,690.00
US TREASURY NOTES DTD 05/15/2015 2.125% 05/15/2025	912828XB1	AA+	Aaa	12/09/19	12/10/19	51,109,375.00	1.70	314,707.88	50,756,366.62	52,859,375.00
Security Type Sub-Total						1,366,934,570.37	1.71	3,480,501.68	1,374,381,276.98	1,412,140,625.00

Supra-National Agency Bond / Note

INTL BANK OF RECON AND DEV GLOBAL NOTES DTD 12/13/2017 2.125% 12/13/2021	459058GF4	AAA	Aaa	12/12/17	12/13/17	19,955,000.00	2.18	92,083.33	19,996,827.52	20,115,800.00
INTL BANK OF RECONSTRUCTION AND DEV NOTE DTD 01/26/2017 2.000% 01/26/2022	459058FY4	AAA	Aaa	02/04/21	02/08/21	50,897,300.00	0.14	97,222.22	50,374,724.72	50,383,650.00



Managed Account Detail of Securities Held

For the Month Ending **August 31, 2021**

SAN BERNARDINO COUNTY - 76990800

Security Type / Description	Dated Date / Coupon / Maturity	CUSIP	Par	S&P Rating	Moody's Rating	Trade Date	Settle Date	Original Cost	YTM at Cost	Accrued Interest	Amortized Cost	Market Value
Supra-National Agency Bond / Note												
INTER-AMERICAN DEVELOPMENT BANK NOTE	09/26/2018 3.000%	4581X0DD7	25,000,000.00	AAA	Aaa	09/20/18	09/26/18	24,944,000.00	3.06	322,916.67	24,985,051.33	25,758,825.00
INTL BK OF RECON AND DEV NOTE	04/20/2021 0.125%	459058JV6	75,000,000.00	AAA	Aaa	04/13/21	04/20/21	74,844,750.00	0.23	34,114.59	74,873,247.95	74,928,525.00
INTER-AMERICAN DEVEL BK NOTES	04/24/2020 0.500%	4581X0DM7	20,000,000.00	AAA	Aaa	04/17/20	04/24/20	19,993,200.00	0.51	26,944.44	19,996,192.00	20,109,160.00
INTER-AMERICAN DEVELOPMENT BANK NOTE	10/04/2013 3.000%	4581X0CC0	25,000,000.00	AAA	Aaa	03/14/19	03/21/19	25,480,000.00	2.55	306,250.00	25,220,892.64	26,418,800.00
INTL BK RECON & DEVELOP NOTES	11/24/2020 0.250%	459058JM6	25,000,000.00	AAA	Aaa	11/17/20	11/24/20	24,946,250.00	0.32	16,840.28	24,960,043.38	24,964,825.00
INTL BANK OF RECON AND DEV SN (FLOATER)	06/16/2020 0.440%	45906M2B6	10,000,000.00	AAA	Aaa	06/09/20	06/16/20	10,000,000.00	0.48	9,277.76	10,000,000.00	10,076,960.00
Security Type Sub-Total			250,000,000.00					251,060,500.00	0.94	905,649.29	250,406,979.54	252,756,545.00

NOW Account												
BANK OF THE WEST MONEY MARKET FUND		BKOFWEST7	4,000,000.00	NR	NR	08/18/21	08/18/21	4,000,000.00	0.07	0.00	4,000,000.00	4,000,000.00
BANK OF THE WEST MONEY MARKET FUND		BKOFWEST7	12,000,000.00	NR	NR	04/12/21	04/12/21	12,000,000.00	0.07	0.00	12,000,000.00	12,000,000.00
BANK OF THE WEST MONEY MARKET FUND		BKOFWEST7	22,000,000.00	NR	NR	04/13/21	04/13/21	22,000,000.00	0.07	0.00	22,000,000.00	22,000,000.00
BANK OF THE WEST MONEY MARKET FUND		BKOFWEST7	29,000,000.00	NR	NR	06/24/21	06/24/21	29,000,000.00	0.07	0.00	29,000,000.00	29,000,000.00
BANK OF THE WEST MONEY MARKET FUND		BKOFWEST7	37,000,000.00	NR	NR	06/23/21	06/23/21	37,000,000.00	0.07	0.00	37,000,000.00	37,000,000.00
BANK OF THE WEST MONEY MARKET FUND		BKOFWEST7	96,000,000.00	NR	NR	08/02/21	08/02/21	96,000,000.00	0.07	0.00	96,000,000.00	96,000,000.00
Security Type Sub-Total			200,000,000.00					200,000,000.00	0.07	0.00	200,000,000.00	200,000,000.00

Money Market Mutual Fund												
FEDERATED GOVT OBLIGATIONS FUND		608919718	1,000,000.00	AAAm	NR	08/31/20	08/31/20	1,000,000.00	0.02	0.00	1,000,000.00	1,000,000.00



Managed Account Detail of Securities Held

For the Month Ending August 31, 2021

SAN BERNARDINO COUNTY - 76990800

Security Type/Description	Dated Date/Coupon/Maturity	CUSIP	S&P Rating	Moody's Rating	Trade Date	Settle Date	Original Cost	YTM at Cost	Accrued Interest	Amortized Cost	Market Value
Money Market Mutual Fund											
FIDELITY GOV'T MM FUND 2642		31607A703	AAA	AAA	12/11/20	12/11/20	1,000,000.00	0.01	0.00	1,000,000.00	1,000,000.00
MORGAN STANLEY LIQ GOV'T-INST FUND		61747C707	NR	NR	08/26/21	08/26/21	1,000,000.00	0.03	0.00	1,000,000.00	1,000,000.00
Security Type Sub-Total							3,000,000.00	0.02	0.00	3,000,000.00	3,000,000.00

Joint Powers Authority

INVESTMENT TRUST OF CALIFORNIA		CALTRUST3	AAA	NR	08/26/21	08/26/21	10,000,000.00	0.00	0.00	10,000,000.00	10,000,000.00
CALIFORNIA ASSET MANAGEMENT PROGRAM		CAMPMF025	AAA	NR	06/28/21	06/28/21	24,000,000.00	0.05	0.00	24,000,000.00	24,000,000.00
CALIFORNIA ASSET MANAGEMENT PROGRAM		CAMPMF025	AAA	NR	08/26/21	08/26/21	34,000,000.00	0.05	0.00	34,000,000.00	34,000,000.00
CALIFORNIA ASSET MANAGEMENT PROGRAM		CAMPMF025	AAA	NR	08/20/21	08/20/21	47,000,000.00	0.05	0.00	47,000,000.00	47,000,000.00
CALIFORNIA ASSET MANAGEMENT PROGRAM		CAMPMF025	AAA	NR	08/11/21	08/11/21	67,000,000.00	0.05	0.00	67,000,000.00	67,000,000.00
CALIFORNIA ASSET MANAGEMENT PROGRAM		CAMPMF025	AAA	NR	08/19/21	08/19/21	99,000,000.00	0.05	0.00	99,000,000.00	99,000,000.00
CALIFORNIA ASSET MANAGEMENT PROGRAM		CAMPMF025	AAA	NR	08/24/21	08/24/21	131,000,000.00	0.05	0.00	131,000,000.00	131,000,000.00
Security Type Sub-Total							412,000,000.00	0.05	0.00	412,000,000.00	412,000,000.00

Federally Insured Cash Account

STONECASTLE FICA		FICAMF003	NR	NR	08/30/19	08/30/19	25,000,000.00	0.05	0.00	25,000,000.00	25,000,000.00
Security Type Sub-Total							25,000,000.00	0.05	0.00	25,000,000.00	25,000,000.00

Federal Agency Collateralized Mortgage Obligation

FHMS K033 A2		3137B4WB8	AA+	Aaa	12/01/20	12/04/20	2,978,718.75	0.56	7,140.00	2,927,139.64	2,910,251.93
DTD 10/01/2013 3.060% 07/01/2023											



Managed Account Detail of Securities Held

For the Month Ending **August 31, 2021**

SAN BERNARDINO COUNTY - 76990800

Security Type/Description Dated Date/Coupon/Maturity	CUSIP	S&P Rating	Moody's Rating	Trade Date	Settle Date	Original Cost	YTM at Cost	Accrued Interest	Amortized Cost	Market Value
Federal Agency Collateralized Mortgage Obligation										
FHMS KMP1 A2 DTD 09/01/2017 2.982% 08/01/2024	3137FATE8	AA+	Aaa	02/24/21	03/01/21	54,023,437.50	0.60	124,250.00	53,430,713.32	52,852,758.50
FHMS K729 A2 DTD 12/01/2017 3.136% 10/01/2024	3137FCM43	AA+	Aaa	01/27/21	01/29/21	17,969,531.25	0.68	43,120.00	17,733,924.08	17,601,470.21
FHMS K045 A2 DTD 05/01/2015 3.023% 01/01/2025	3137BHXJ1	AA+	Aaa	12/14/20	12/17/20	27,465,820.31	0.55	62,979.17	27,034,802.94	26,852,657.50
FHMS KJ32 A1 DTD 11/01/2020 0.516% 06/01/2025	3137F72U8	AA+	Aaa	11/19/20	11/30/20	2,366,204.05	0.52	1,017.47	2,366,205.63	2,332,008.32
FHMS K726 A1 DTD 06/01/2017 2.700% 10/01/2025	3137BYLE8	AA+	Aaa	04/27/21	04/30/21	26,863,281.25	0.98	56,250.00	26,720,218.17	26,677,920.75
FHMS KJ23 A1 DTD 01/29/2019 3.683% 10/01/2025	3137FKS00	AA+	Aaa	06/10/21	06/15/21	65,231,250.00	1.58	184,150.00	64,971,187.86	64,364,788.20
FRESB 2021-SB82 A5 DTD 01/01/2021 0.670% 11/01/2025	30318CAA5	AA+	Aaa	01/13/21	01/22/21	1,503,157.84	0.57	835.17	1,502,224.08	1,503,157.84
FRESB 2021-SB82 A5 DTD 01/01/2021 0.670% 11/01/2025	30318CAA5	AA+	Aaa	01/13/21	01/22/21	3,507,368.29	0.57	1,948.72	3,505,189.51	3,507,368.29
FHMS KJ33 A1 DTD 02/01/2021 0.440% 12/01/2025	3137F9ZD6	AA+	Aaa	02/17/21	02/26/21	11,836,043.59	0.44	4,340.02	11,836,084.32	11,667,246.27
FRESB 2021-SB83 DTD 02/01/2021 0.670% 01/01/2026	30318NAA1	AA+	Aaa	02/10/21	02/19/21	3,857,011.59	0.57	2,143.43	3,855,043.44	3,857,011.59
FHMS KJ34 A1 DTD 07/01/2021 0.681% 06/25/2026	3137H1LS3	AA+	Aaa	07/20/21	07/29/21	10,486,549.45	0.68	5,951.19	10,486,551.84	10,400,336.71
FHMS K729 A2 DTD 01/01/2020 2.525% 10/01/2026	3137FOXJ7	AA+	Aaa	06/28/21	06/30/21	8,815,898.44	1.18	17,359.38	8,797,320.22	8,833,493.05
Security Type Sub-Total		221,064,369.31				236,904,272.31	0.93	511,484.55	235,166,605.05	233,360,469.16
Federal Agency Bond / Note										
FHLB NOTES DTD 03/05/2012 2.375% 09/10/2021	313378JP7	AA+	Aaa	08/29/19	08/30/19	20,321,600.00	1.57	225,625.00	20,003,900.81	20,011,680.00



Managed Account Detail of Securities Held

For the Month Ending August 31, 2021

SAN BERNARDINO COUNTY - 76990800

Security Type/Description Dated Date/Coupon/Maturity	CUSIP	S&P Rating	Moody's Rating	Trade Date	Settle Date	Original Cost	YTM at Cost	Accrued Interest	Amortized Cost	Market Value
FEDERAL HOME LOAN BANKS NOTES DTD 10/12/2018 3.000% 10/12/2021	3130AF5B9	AA+	Aaa	10/11/18	10/12/18	49,967,500.00	3.02	579,166.67	49,998,784.22	50,167,950.00
FEDERAL HOME LOAN BANKS NOTES DTD 11/08/2019 1.625% 11/19/2021	3130AHJY0	AA+	Aaa	11/07/19	11/08/19	29,948,700.00	1.71	138,125.00	29,994,538.14	30,102,360.00
FEDERAL HOME LOAN BANKS NOTES DTD 12/20/2019 1.625% 12/20/2021	3130AHSR5	AA+	Aaa	12/19/19	12/20/19	22,475,700.00	1.68	72,109.38	22,496,343.37	22,606,605.00
FANNIE MAE NOTES DTD 01/11/2019 2.625% 01/11/2022	3135G0U92	AA+	Aaa	01/09/19	01/11/19	59,956,800.00	2.65	218,750.00	59,994,797.08	60,555,660.00
FEDERAL FARM CREDIT BANK NOTES DTD 01/18/2019 2.600% 01/18/2022	3133EJ5P0	AA+	Aaa	01/16/19	01/18/19	49,957,500.00	2.63	155,277.78	49,994,609.95	50,483,250.00
FANNIE MAE NOTES DTD 04/12/2019 2.250% 04/12/2022	3135G0V59	AA+	Aaa	04/11/19	04/12/19	74,754,000.00	2.36	651,562.50	74,949,947.08	75,999,600.00
FEDERAL FARM CREDIT BANK NOTES DTD 05/06/2020 0.250% 05/06/2022	3133ELYR9	AA+	Aaa	04/30/20	05/06/20	99,873,000.00	0.31	79,861.11	99,957,028.77	100,110,300.00
FEDERAL HOME LOAN BANK DTD 06/01/2012 2.125% 06/10/2022	313379O69	AA+	Aaa	07/15/19	07/16/19	25,156,500.00	1.90	119,531.25	25,041,634.91	25,392,500.00
FFCB NOTES DTD 12/16/2019 1.630% 06/15/2022	3133ELDK7	AA+	Aaa	12/04/19	12/16/19	39,997,880.80	1.63	137,644.44	39,999,333.10	40,483,160.00
FREDDIE MAC NOTES DTD 07/23/2020 0.125% 07/25/2022	3137EAET2	AA+	Aaa	07/21/20	07/23/20	24,943,500.00	0.24	3,125.00	24,974,760.25	25,003,850.00
FANNIE MAE NOTES DTD 09/06/2019 1.375% 09/06/2022	3135G0W33	AA+	Aaa	09/05/19	09/06/19	74,739,000.00	1.49	501,302.08	74,911,888.69	75,958,500.00
FEDERAL HOME LOAN BANKS NOTES DTD 08/13/2012 2.000% 09/09/2022	313380GJ0	AA+	Aaa	08/28/19	08/29/19	10,150,500.00	1.49	95,555.56	10,050,710.48	10,192,680.00
FEDERAL HOME LOAN BANK NOTES DTD 10/22/2020 0.125% 10/21/2022	3130AKDH6	AA+	Aaa	10/21/20	10/22/20	63,915,520.00	0.19	28,888.89	63,951,907.82	64,001,152.00
FFCB NOTES DTD 11/23/2020 0.125% 11/23/2022	3133EMGX4	AA+	Aaa	11/16/20	11/23/20	74,856,750.00	0.22	25,520.83	74,912,087.67	74,992,275.00



Managed Account Detail of Securities Held

For the Month Ending **August 31, 2021**

SAN BERNARDINO COUNTY - 76990800

Security Type/Description Dated Date/Coupon/Maturity	CUSIP	S&P Rating	Moody's Rating	Trade Date	Settle Date	Original Cost	YTM at Cost	Accrued Interest	Amortized Cost	Market Value
Federal Agency Bond / Note										
FEDERAL FARM CREDIT BANK NOTES(CALLABLE) DTD 01/24/2020 1.640% 01/24/2023	3133ELJN5	AA+	Aaa	01/23/20	01/24/20	9,995,000.00	1.66	16,855.56	9,997,673.36	10,061,850.00
FEDERAL FARM CREDIT BANK NOTES(CALLABLE) DTD 01/24/2020 1.640% 01/24/2023	3133ELJN5	AA+	Aaa	01/23/20	01/24/20	19,990,000.00	1.66	33,711.11	19,995,346.72	20,123,700.00
FEDERAL FARM CREDIT BANK NOTES(CALLABLE) DTD 01/24/2020 1.640% 01/24/2023	3133ELJN5	AA+	Aaa	01/23/20	01/24/20	19,990,000.00	1.66	33,711.11	19,995,346.72	20,123,700.00
FEDERAL FARM CREDIT BANK NOTES DTD 02/03/2021 0.125% 02/03/2023	3133EMPH9	AA+	Aaa	01/26/21	02/03/21	9,994,400.00	0.15	972.22	9,996,010.96	9,994,540.00
FEDERAL FARM CREDIT BANK NOTES DTD 02/03/2021 0.125% 02/03/2023	3133EMPH9	AA+	Aaa	01/26/21	02/03/21	39,977,600.00	0.15	3,888.89	39,984,043.84	39,978,160.00
FEDERAL HOME LOAN BANKS NOTES DTD 02/21/2020 1.375% 02/17/2023	3130AJ7E3	AA+	Aaa	02/20/20	02/21/20	49,908,000.00	1.44	26,736.11	49,955,010.99	50,883,700.00
FEDERAL HOME LOAN BANKS NOTES DTD 03/01/2018 2.750% 03/10/2023	3130ADRG9	AA+	Aaa	01/07/19	01/09/19	10,042,680.00	2.64	130,625.00	10,015,573.57	10,392,230.00
FREDDIE MAC NOTES DTD 04/20/2020 0.375% 04/20/2023	3137EAE08	AA+	Aaa	04/17/20	04/20/20	49,875,000.00	0.46	68,229.17	49,931,963.47	50,156,400.00
FREDDIE MAC NOTES DTD 05/07/2020 0.375% 05/05/2023	3137EAER6	AA+	Aaa	05/05/20	05/07/20	99,958,000.00	0.39	120,833.33	99,976,521.50	100,304,000.00
FFCB NOTES DTD 05/10/2021 0.125% 05/10/2023	3133EMYX4	AA+	Aaa	05/05/21	05/10/21	55,928,320.00	0.19	21,583.33	55,939,513.86	55,935,320.00
FANNIE MAE NOTES DTD 05/22/2020 0.250% 05/22/2023	3135G0403	AA+	Aaa	05/20/20	05/22/20	99,699,000.00	0.35	68,750.00	99,827,371.69	100,097,400.00
FFCB FLOATING NOTES DTD 06/09/2020 0.370% 06/09/2023	3133ELH72	AA+	Aaa	06/03/20	06/09/20	45,000,000.00	0.39	38,400.09	45,000,000.00	45,230,805.00
FREDDIE MAC NOTES DTD 06/26/2020 0.250% 06/26/2023	3137EAES4	AA+	Aaa	06/24/20	06/26/20	22,932,840.00	0.35	10,381.94	22,959,336.00	23,019,435.00



Managed Account Detail of Securities Held

For the Month Ending August 31, 2021

SAN BERNARDINO COUNTY - 76990800

Security Type/Description Dated Date/Coupon/Maturity	CUSIP	S&P Rating	Moody's Rating	Trade Date	Settle Date	Original Cost	YTM at Cost	Accrued Interest	Amortized Cost	Market Value
Federal Agency Bond / Note										
FANNIE MAE NOTES DTD 07/10/2020 0.250% 07/10/2023	3135G05G4	AA+	Aaa	07/08/20	07/10/20	49,892,500.00	0.32	17,708.33	49,933,536.53	50,044,850.00
FEDERAL FARM CREDIT BANKS NOTES DTD 08/14/2019 1.600% 08/14/2023	3133EKZK5	AA+	Aaa	08/28/19	08/29/19	10,047,100.00	1.48	7,555.56	10,023,191.70	10,270,410.00
FREDDIE MAC NOTES DTD 08/21/2020 0.250% 08/24/2023	3137EAEV7	AA+	Aaa	08/19/20	08/21/20	44,954,100.00	0.28	2,187.50	44,969,818.03	45,034,110.00
FREDDIE MAC NOTES DTD 09/04/2020 0.250% 09/08/2023	3137EAEW5	AA+	Aaa	09/03/20	09/04/20	31,989,440.00	0.26	38,444.44	31,992,918.36	32,018,272.00
FREDDIE MAC NOTES DTD 10/16/2020 0.125% 10/16/2023	3137EAEY1	AA+	Aaa	10/14/20	10/16/20	63,761,280.00	0.25	30,000.00	63,831,042.92	63,855,424.00
FREDDIE MAC NOTES DTD 11/05/2020 0.250% 11/06/2023	3137EAEZ8	AA+	Aaa	11/03/20	11/05/20	74,932,500.00	0.28	59,895.83	74,950,976.28	75,013,650.00
FANNIE MAE NOTES DTD 11/25/2020 0.250% 11/27/2023	3135G06H1	AA+	Aaa	11/23/20	11/25/20	49,943,000.00	0.29	32,638.89	49,957,548.77	50,009,350.00
FREDDIE MAC NOTES DTD 12/04/2020 0.250% 12/04/2023	3137EAF2	AA+	Aaa	12/02/20	12/04/20	61,938,620.00	0.28	37,458.33	61,953,810.85	61,997,706.00
FANNIE MAE NOTES DTD 02/08/2019 2.500% 02/05/2024	3135G0V34	AA+	Aaa	02/07/19	02/08/19	99,628,000.00	2.58	180,555.56	99,818,999.45	105,363,500.00
FHLB BONDS DTD 02/15/2019 2.500% 02/13/2024	3130AFW94	AA+	Aaa	02/14/19	02/15/19	49,823,000.00	2.58	62,500.00	49,913,149.67	52,706,200.00
FHLMC (CALLABLE) NOTES DTD 04/29/2020 0.570% 04/29/2024	3134GVPP7	AA+	Aaa	04/27/20	04/29/20	25,000,000.00	0.57	48,291.67	25,000,000.00	25,058,325.00
FHLMC (CALLABLE) NOTES DTD 05/20/2020 0.510% 05/20/2024	3134GVUY2	AA+	Aaa	05/12/20	05/20/20	25,000,000.00	0.51	35,770.83	25,000,000.00	25,041,775.00
FHLMC (CALLABLE) NOTES DTD 05/20/2020 0.500% 05/20/2024	3134GVXC7	AA+	Aaa	05/18/20	05/20/20	25,000,000.00	0.50	35,069.44	25,000,000.00	25,038,750.00
FANNIE MAE NOTES DTD 07/08/2019 1.750% 07/02/2024	3135G0V75	AA+	Aaa	07/08/19	07/09/19	24,781,000.00	1.94	71,701.39	24,875,458.79	25,964,025.00



Managed Account Detail of Securities Held

For the Month Ending **August 31, 2021**

SAN BERNARDINO COUNTY - 76990800

Security Type / Description	Dated Date / Coupon / Maturity	CUSIP	S&P Rating	Moody's Rating	Trade Date	Settle Date	Original Cost	YTM at Cost	Accrued Interest	Amortized Cost	Market Value
Federal Agency Bond / Note											
FEDERAL HOME LOAN BANK NOTES	08/15/2014 2.875% 09/13/2024	3130A2UW4	AA+	Aaa	09/23/19	09/24/19	26,450,750.00	1.65	335,416.67	25,885,149.23	26,846,675.00
FEDERAL HOME LOAN BANK NOTES	08/15/2014 2.875% 09/13/2024	3130A2UW4	AA+	Aaa	09/25/19	09/26/19	26,433,325.00	1.67	335,416.67	25,875,481.86	26,846,675.00
FANNIE MAE NOTES	10/18/2019 1.625% 10/15/2024	3135G0W66	AA+	Aaa	10/17/19	10/18/19	24,957,250.00	1.66	153,472.22	24,973,281.25	25,932,125.00
FEDERAL HOME LOAN BANK NOTES	11/06/2014 2.750% 12/13/2024	3130A3GE8	AA+	Aaa	12/04/19	12/05/19	10,515,630.00	1.68	59,583.33	10,336,915.73	10,738,000.00
FEDERAL HOME LOAN BANK NOTES	11/06/2014 2.750% 12/13/2024	3130A3GE8	AA+	Aaa	12/03/19	12/05/19	26,384,500.00	1.60	148,958.33	25,904,640.60	26,845,000.00
FEDERAL HOME LOAN BANK NOTES	11/06/2014 2.750% 12/13/2024	3130A3GE8	AA+	Aaa	12/04/19	12/05/19	26,287,500.00	1.68	148,958.33	25,841,260.22	26,845,000.00
FANNIE MAE NOTES	01/10/2020 1.625% 01/07/2025	3135G0X24	AA+	Aaa	01/08/20	01/10/20	74,760,750.00	1.69	182,812.50	74,839,450.66	77,897,025.00
FREDDIE MAC NOTES	02/14/2020 1.500% 02/12/2025	3137EAEPO	AA+	Aaa	02/13/20	02/14/20	49,961,500.00	1.52	39,583.33	49,973,419.18	51,756,100.00
FEDERAL HOME LOAN BANKS NOTES	02/17/2015 2.375% 03/14/2025	3130A4CH3	AA+	Aaa	12/05/19	12/06/19	26,658,094.40	1.74	284,688.61	26,388,229.49	27,497,015.84
FANNIE MAE NOTES	04/24/2020 0.625% 04/22/2025	3135G03U5	AA+	Aaa	04/22/20	04/24/20	49,897,000.00	0.67	111,979.17	49,924,952.30	50,114,000.00
FHLMC (CALLABLE) NOTES	05/06/2020 0.700% 05/06/2025	3134GVPR3	AA+	Aaa	04/27/20	05/06/20	25,000,000.00	0.70	55,902.78	25,000,000.00	25,038,650.00
FANNIE MAE NOTES	06/19/2020 0.500% 06/17/2025	3135G04Z3	AA+	Aaa	06/17/20	06/19/20	49,896,500.00	0.54	51,388.89	49,921,410.36	49,903,150.00
FREDDIE MAC NOTES	07/23/2020 0.375% 07/21/2025	3137EAEU9	AA+	Aaa	07/21/20	07/23/20	44,775,900.00	0.48	18,750.00	44,825,659.05	44,567,460.00
FANNIE MAE NOTES	08/27/2020 0.375% 08/25/2025	3135G05X7	AA+	Aaa	08/25/20	08/27/20	49,766,000.00	0.47	3,125.00	49,813,467.11	49,468,850.00



Managed Account Detail of Securities Held

For the Month Ending August 31, 2021

SAN BERNARDINO COUNTY - 76990800

Security Type / Description	Dated Date / Coupon / Maturity	CUSIP	S&P Rating	Moody's Rating	Trade Date	Settle Date	Original Cost	YTM at Cost	Accrued Interest	Amortized Cost	Market Value
Federal Agency Bond / Note											
FREDDIE MAC (CALLABLE) NOTES	DTD 09/02/2020 0.550% 09/02/2025	3134GWA22	AA+	Aaa	09/02/20	09/03/20	19,900,000.00	0.55	54,420.97	19,900,000.00	19,809,315.70
FEDERAL HOME LOAN BANK NOTES	DTD 09/11/2020 0.375% 09/04/2025	3130AK5E2	AA+	Aaa	09/10/20	09/11/20	13,958,000.00	0.44	25,812.50	13,966,196.81	13,839,378.00
FREDDIE MAC NOTES	DTD 09/25/2020 0.375% 09/23/2025	3137EAEX3	AA+	Aaa	09/23/20	09/25/20	19,939,800.00	0.44	32,916.67	19,951,054.50	19,775,500.00
FANNIE MAE NOTES	DTD 11/12/2020 0.500% 11/07/2025	3135G06G3	AA+	Aaa	11/09/20	11/12/20	44,838,900.00	0.57	71,250.00	44,864,821.09	44,656,200.00

Security Type Sub-Total **2,498,240,000.00** **2,501,377,230.20** **1.06** **6,380,937.09** **2,500,211,825.81** **2,528,155,228.54**

Corporate Note											
TOYOTA MOTOR CREDIT CORP CORP NOTES	DTD 10/07/2019 1.800% 10/07/2021	89236TGJ8	A+	A1	10/02/19	10/07/19	14,998,200.00	1.81	108,000.00	14,999,911.35	15,022,770.00
JOHN DEERE CAPITAL CORP	DTD 03/07/2019 2.950% 04/01/2022	24422EUT4	A	A2	03/04/19	03/07/19	4,997,600.00	2.97	61,458.33	4,999,546.12	5,081,015.00
TOYOTA MOTOR CREDIT CORP	DTD 04/12/2019 2.650% 04/12/2022	89236TFX8	A+	A1	04/09/19	04/12/19	9,993,700.00	2.67	102,319.44	9,998,718.16	10,150,190.00
US BANK NA CINCINNATI FLOAT CORP NOTE (DTD 05/23/2019 0.571% 05/23/2022	90331HPD9	AA-	A1	05/13/20	05/15/20	9,933,800.00	2.46	1,426.88	9,976,318.70	10,024,480.00
US BANK NA CINCINNATI FLOAT CORP NOTE (DTD 05/23/2019 0.571% 05/23/2022	90331HPD9	AA-	A1	05/14/20	05/18/20	9,932,700.00	2.47	1,426.88	9,975,826.94	10,024,480.00
JOHN DEERE CAPITAL CORP CORP NOTES	DTD 09/12/2019 1.950% 06/13/2022	24422EVA4	A	A2	09/10/19	09/12/19	4,993,550.00	2.00	21,125.00	4,998,170.90	5,070,280.00
JOHN DEERE CAPITAL CORP CORPORATE NOTES	DTD 06/04/2020 0.550% 07/05/2022	24422EVG1	A	A2	06/01/20	06/04/20	4,998,950.00	0.56	4,277.78	4,999,576.41	5,016,250.00



Managed Account Detail of Securities Held

For the Month Ending **August 31, 2021**

SAN BERNARDINO COUNTY - 76990800

Security Type/Description Dated Date/Coupon/Maturity	CUSIP	S&P Rating	Moody's Rating	Trade Date	Settle Date	YTM at Cost	Accrued Interest	Amortized Cost	Market Value
CHEVRON USA INC CORPORATE NOTES DTD 08/12/2020 0.333% 08/12/2022	166756AF3	AA-	Aa2	08/10/20	08/12/20	0.33	2,548.38	14,500,000.00	14,517,719.00
EXXON MOBIL CORPORATION CORPORATE NOTES DTD 08/16/2019 1.902% 08/16/2022	30231GBB7	AA-	Aa2	08/13/19	08/16/19	1.90	2,377.50	3,000,000.00	3,049,626.00
US BANK NA CINCINNATI DTD 12/09/2019 1.950% 01/09/2023	90331HPF4	AA-	A1	12/05/19	12/09/19	1.98	33,800.00	11,995,572.67	12,259,116.00
BANK OF NY MELLON CORP NOTES (CALLABLE) DTD 01/28/2020 1.850% 01/27/2023	06406RAM9	A	A1	04/23/20	04/27/20	1.31	8,736.11	5,036,027.35	5,106,425.00
JOHN DEERE CAPITAL CORP CORPORATE NOTES DTD 06/04/2020 0.700% 07/05/2023	24422EVH9	A	A2	06/01/20	06/04/20	0.73	3,266.67	2,998,531.87	3,019,869.00
CHEVRON USA INC CORPORATE NOTES DTD 08/12/2020 0.426% 08/11/2023	166756AJ5	AA-	Aa2	08/10/20	08/12/20	0.43	2,366.67	10,000,000.00	10,012,090.00
JOHN DEERE CAPITAL CORP CORPORATE NOTES DTD 10/09/2020 0.400% 10/10/2023	24422EVJ5	A	A2	10/06/20	10/09/20	0.44	4,700.00	2,997,558.28	3,004,788.00
BANK ON NY MELLON CORP FLT NOTES (CALLAB DTD 04/26/2021 0.310% 04/26/2024	06406RAT4	A	A1	04/19/21	04/26/21	0.27	4,779.16	15,000,000.00	15,045,270.00
BANK OF NY MELLON CORP NOTES (CALLABLE) DTD 04/26/2021 0.500% 04/26/2024	06406RAS6	A	A1	04/19/21	04/26/21	0.54	60,763.89	34,966,923.72	34,975,430.00
JOHN DEERE CAPITAL CORP CORPORATE NOTES DTD 06/10/2021 0.450% 06/07/2024	24422EVQ9	A	A2	06/07/21	06/10/21	0.49	30,375.00	29,965,347.67	29,883,660.00
TOYOTA MOTOR CREDIT CORP CORPORATE NOTES DTD 06/18/2021 0.500% 06/18/2024	89236TJH9	A+	A1	06/15/21	06/18/21	0.54	15,208.33	14,983,371.49	14,952,840.00



Managed Account Detail of Securities Held

For the Month Ending August 31, 2021

SAN BERNARDINO COUNTY - 76990800

Security Type/Description	Dated Date/Coupon/Maturity	CUSIP	S&P Rating	Moody's Rating	Trade Date	Settle Date	Original Cost	YTM at Cost	Accrued Interest	Amortized Cost	Market Value	
Corporate Note												
TOTOTA MOTOR CREDIT CORP NOTE (FLOAT)	06/18/2021 0.310% 06/18/2024	89236TJJ5	A+	A1	06/15/21	06/18/21	20,000,000.00	0.27	12,761.10	20,000,000.00	20,007,980.00	
Security Type Sub-Total							225,500,000.00	1.03	481,717.12	225,391,401.63	226,224,278.00	
Commercial Paper												
EXXON MOBIL CORP COMM PAPER	12/18/2020 0.000% 09/01/2021	30229AW13	A-1+	P-1	12/18/20	12/22/20	49,919,180.56	0.23	0.00	50,000,000.00	49,999,950.00	
BOFA SECURITIES INC COMM PAPER	-- 0.000% 09/08/2021	06054NW80	A-1	NR	03/11/21	03/12/21	24,977,500.00	0.18	0.00	24,999,125.00	24,999,525.00	
NATIXIS NY BRANCH COMM PAPER	01/27/2020 0.000% 09/08/2021	63873JW89	A-1	P-1	03/10/21	03/12/21	49,952,500.00	0.19	0.00	49,998,152.78	49,999,550.00	
BOFA SECURITIES INC COMM PAPER	-- 0.000% 09/09/2021	06054NW98	A-1	NR	03/11/21	03/12/21	24,977,375.00	0.18	0.00	24,999,000.00	24,999,450.00	
BOFA SECURITIES INC COMM PAPER	-- 0.000% 09/14/2021	06054NWE7	A-1	NR	03/11/21	03/12/21	24,976,750.00	0.18	0.00	24,998,375.00	24,999,125.00	
CHEVRON CORP COMM PAPER	12/09/2020 0.000% 09/22/2021	16677JWN2	A-1+	P-1	02/25/21	02/25/21	49,959,361.11	0.14	0.00	49,995,916.67	49,998,250.00	
BOFA SECURITIES INC COMM PAPER	-- 0.000% 09/30/2021	06054NWW7	A-1	NR	03/11/21	03/12/21	24,974,750.00	0.18	0.00	24,996,375.00	24,998,000.00	
JP MORGAN SECURITIES LLC COMM PAPER	02/17/2021 0.000% 10/01/2021	46640PX16	A-1	P-1	02/17/21	02/18/21	49,950,000.00	0.16	0.00	49,993,333.33	49,995,200.00	
EXXON MOBIL CORP COMM PAPER	12/30/2020 0.000% 10/07/2021	30229AX79	A-1+	P-1	03/31/21	04/01/21	49,965,875.00	0.13	0.00	49,993,500.00	49,997,000.00	
COOPERATIEVE RABOBANK UA COMM PAPER	08/26/2020 0.000% 10/20/2021	21687AXL2	A-1	P-1	03/12/21	03/15/21	49,948,291.67	0.17	0.00	49,988,430.56	49,993,800.00	
BNP PARIBAS NY BRANCH COMM PAPER	09/17/2020 0.000% 10/29/2021	09659BXV7	A-1	P-1	06/24/21	06/25/21	24,989,500.00	0.12	0.00	24,995,166.67	24,996,150.00	



Managed Account Detail of Securities Held

For the Month Ending August 31, 2021

SAN BERNARDINO COUNTY - 76990800

Security Type/Description	Dated Date/Coupon/Maturity	CUSIP	S&P Rating	Moody's Rating	Trade Date	Settle Date	Original Cost	YTM at Cost	Accrued Interest	Amortized Cost	Market Value	
Commercial Paper												
COOPERATIEVE RABOBANK UA COMM PAPER	21687AY15	21687AY15	A-1	P-1	03/25/21	03/25/21	49,947,819.44	0.17	0.00	49,985,597.22	49,991,950.00	
DTD 08/26/2020 0.000% 11/01/2021												
CREDIT AGRICOLE CIB NY COMM PAPER	22533TY18	22533TY18	A-1	P-1	05/06/21	05/06/21	49,965,194.44	0.14	0.00	49,988,138.89	49,993,700.00	
-- 0.000% 11/01/2021												
EXXON MOBIL CORP COMM PAPER	30229AY37	30229AY37	A-1+	P-1	03/31/21	04/01/21	49,958,000.00	0.14	0.00	49,987,750.00	49,994,450.00	
DTD 12/30/2020 0.000% 11/03/2021												
CREDIT AGRICOLE CIB NY COMM PAPER	22533TY59	22533TY59	A-1	P-1	05/06/21	05/06/21	49,964,416.67	0.14	0.00	49,987,361.11	49,993,150.00	
DTD 05/06/2021 0.000% 11/05/2021												
TOYOTA MOTOR CREDIT CORP COMM PAPER	89233GYC4	89233GYC4	A-1+	P-1	03/26/21	03/29/21	49,939,833.33	0.19	0.00	49,981,000.00	49,988,850.00	
DTD 03/18/2021 0.000% 11/12/2021												
JP MORGAN SECURITIES LLC COMM PAPER	46640PYH0	46640PYH0	A-1	P-1	03/01/21	03/02/21	24,967,500.00	0.18	0.00	24,990,375.00	24,993,250.00	
DTD 10/01/2020 0.000% 11/17/2021												
CREDIT AGRICOLE CIB NY COMM PAPER	22533TZ17	22533TZ17	A-1	P-1	05/06/21	05/06/21	125,890,275.00	0.15	0.00	125,952,225.00	125,972,784.00	
DTD 04/06/2021 0.000% 12/01/2021												
JP MORGAN SECURITIES LLC COMM PAPER	46640PZH9	46640PZH9	A-1	P-1	03/25/21	03/25/21	24,962,916.67	0.20	0.00	24,985,138.89	24,990,050.00	
DTD 03/22/2021 0.000% 12/17/2021												
COOPERATIEVE RABOBANK U.A. COMM PAPER	21687AZH9	21687AZH9	A-1	P-1	06/23/21	06/24/21	49,970,666.67	0.12	0.00	49,982,166.67	49,983,550.00	
DTD 11/03/2020 0.000% 12/17/2021												
BOFA SECURITIES INC COMM PAPER	06054NZU8	06054NZU8	A-1	NR	06/21/21	06/22/21	49,963,250.00	0.14	0.00	49,977,055.56	49,979,600.00	
DTD 03/05/2021 0.000% 12/28/2021												
COOPERATIEVE RABOBANK U.A. COMM PAPER	21687AZW6	21687AZW6	A-1	P-1	06/23/21	06/24/21	49,968,500.00	0.12	0.00	49,980,000.00	49,980,800.00	
DTD 11/03/2020 0.000% 12/30/2021												
NATIXIS NY BRANCH COMM PAPER	63873KA31	63873KA31	A-1	P-1	05/04/21	05/04/21	49,928,833.33	0.21	0.00	49,963,833.33	49,983,300.00	
DTD 04/08/2021 0.000% 01/03/2022												
NATIXIS NY BRANCH COMM PAPER	63873KA72	63873KA72	A-1	P-1	08/26/21	08/26/21	49,981,388.89	0.10	0.00	49,982,222.22	49,982,400.00	
DTD 12/21/2020 0.000% 01/07/2022												



Managed Account Detail of Securities Held

For the Month Ending August 31, 2021

SAN BERNARDINO COUNTY - 76990800

Security Type/Description Dated Date/Coupon/Maturity	CUSIP	S&P Rating	Moody's Rating	Trade Date	Settle Date	Original Cost	YTM at Cost	Accrued Interest	Amortized Cost	Market Value
Commercial Paper										
NATIXIS NY BRANCH COMM PAPER DTD 12/21/2020 0.000% 01/12/2022	63873KAC1	A-1	P-1	08/26/21	08/26/21	24,990,347.22	0.10	0.00	24,990,763.89	24,990,650.00
NATIXIS NY BRANCH COMM PAPER DTD 12/21/2020 0.000% 02/09/2022	63873KB97	A-1	P-1	07/07/21	07/07/21	49,960,819.44	0.13	0.00	49,970,930.55	49,974,500.00
CANADIAN IMPERIAL HLDING COMM PAPER DTD 10/30/2020 0.000% 03/01/2022	13607FC12	A-1	P-1	08/26/21	08/27/21	49,966,416.67	0.13	0.00	49,967,319.45	49,966,300.00
TOYOTA MOTOR CREDIT CORP COMM PAPER DTD 09/01/2020 0.000% 03/07/2022	89233HC77	A-1+	P-1	06/24/21	06/24/21	49,943,111.11	0.16	0.00	49,958,444.44	49,961,800.00
NATIXIS NY BRANCH COMM PAPER DTD 12/21/2020 0.000% 03/09/2022	63873KC96	A-1	P-1	06/23/21	06/24/21	49,942,666.67	0.16	0.00	49,958,000.00	49,966,700.00
JP MORGAN SECURITIES LLC COMM PAPER DTD 03/22/2021 0.000% 04/01/2022	46640OD16	A-1	P-1	07/07/21	07/08/21	49,936,958.33	0.17	0.00	49,949,944.44	49,952,450.00
CREDIT AGRICOLE CIB NY COMM PAPER DTD 08/02/2021 0.000% 04/29/2022	22533UDV2	A-1	P-1	08/27/21	08/27/21	49,955,763.89	0.13	0.00	49,956,666.67	49,953,650.00
ROYAL BANK OF CANADA NY COMM PAPER DTD 05/26/2021 0.000% 05/18/2022	78015DEJ5	A-1+	P-1	08/25/21	08/26/21	49,941,111.11	0.16	0.00	49,942,444.44	49,938,800.00
Security Type Sub-Total						1,474,636,872.22	0.15	0.00	1,475,394,752.78	1,475,508,684.00
Certificate of Deposit										
BANK OF NOVA SCOTIA HOUS CERT DEPOS DTD 12/08/2020 0.250% 09/01/2021	06417MMK8	A-1	P-1	12/07/20	12/08/20	50,000,000.00	0.25	92,708.33	50,000,000.00	50,000,249.80
ROYAL BANK OF CANADA NY CERT DEPOS DTD 01/28/2021 0.150% 09/01/2021	78012UE35	A-1+	P-1	01/28/21	01/28/21	50,000,000.00	0.15	45,000.00	50,000,000.00	50,000,111.00
SWEDBANK NY CERT DEPOS DTD 02/26/2021 0.170% 09/02/2021	87019VT23	A-1	P-1	02/24/21	02/26/21	50,000,000.00	0.17	44,152.78	50,000,000.00	50,000,166.40
SVENSKA HANDELSBANKEN NY CERT DEPOS DTD 03/15/2021 0.170% 10/01/2021	86959RPC8	A-1+	P-1	03/12/21	03/15/21	50,000,000.00	0.17	40,138.89	50,000,000.00	50,002,148.40



Managed Account Detail of Securities Held

For the Month Ending August 31, 2021

SAN BERNARDINO COUNTY - 76990800

Security Type/Description	Dated Date/Coupon/Maturity	CUSIP	S&P Rating	Moody's Rating	Trade Date	Settle Date	Original Cost	YTM at Cost	Accrued Interest	Amortized Cost	Market Value	
Certificate of Deposit												
TORONTO DOMINION BANK NY CERT DEPOS	89114W4P7	89114W4P7	A-1+	P-1	03/17/21	03/17/21	50,000,000.00	0.17	39,666.67	50,000,000.00	50,002,148.45	
DTD 03/17/2021 0.170% 10/01/2021												
SWEDBANK (NEW YORK) CERT DEPOS	87019VU96	87019VU96	A-1	P-1	03/29/21	03/29/21	25,000,000.00	0.17	18,416.67	25,000,000.00	25,001,178.35	
DTD 03/29/2021 0.170% 10/04/2021												
TORONTO DOMINION BANK NY CERT DEPOS	89114W5B7	89114W5B7	A-1+	P-1	03/23/21	03/24/21	50,000,000.00	0.17	38,013.89	50,000,000.00	50,002,495.10	
DTD 03/24/2021 0.170% 10/06/2021												
TORONTO DOMINION BANK NY CERT DEPOS	89114W2H7	89114W2H7	A-1+	P-1	02/24/21	02/26/21	50,000,000.00	0.16	41,555.56	50,000,000.00	50,001,711.80	
DTD 02/26/2021 0.160% 11/01/2021												
NORDEA BANK ABP NEW YORK CERT DEPOS	65558UAT9	65558UAT9	A-1+	P-1	05/04/21	05/04/21	75,000,000.00	0.15	37,500.00	75,000,000.00	75,001,509.83	
DTD 05/04/2021 0.150% 11/12/2021												
SWEDBANK NY CERT DEPOS	87019VZ83	87019VZ83	A-1	P-1	06/22/21	06/23/21	50,000,000.00	0.12	11,666.67	50,000,000.00	49,990,998.65	
DTD 06/23/2021 0.120% 12/17/2021												
NORDEA BANK ABP NEW YORK CERT DEPOS	65558UBC5	65558UBC5	A-1+	P-1	05/10/21	05/10/21	75,000,000.00	0.15	35,625.00	75,000,000.00	74,993,234.55	
DTD 05/10/2021 0.150% 12/17/2021												
BANK OF MONTREAL CHICAGO CERT DEPOS	06367CG50	06367CG50	A-1	P-1	06/08/21	06/08/21	100,000,000.00	0.10	23,611.11	100,000,000.00	99,976,000.30	
DTD 06/08/2021 0.100% 12/17/2021												
TORONTO DOMINION BANK NY CERT DEPOS	89114W5K7	89114W5K7	A-1+	P-1	03/29/21	03/30/21	25,000,000.00	0.17	18,298.61	25,000,000.00	24,999,121.13	
DTD 03/30/2021 0.170% 01/03/2022												
SWEDBANK NY CERT DEPOS	87019V2C0	87019V2C0	A-1	P-1	06/29/21	06/29/21	25,000,000.00	0.12	5,333.33	25,000,000.00	24,994,791.63	
DTD 06/29/2021 0.120% 01/03/2022												
TORONTO DOMINION BANK NY CERT DEPOS	89114W4H5	89114W4H5	A-1+	P-1	03/15/21	03/15/21	50,000,000.00	0.19	44,861.11	50,000,000.00	50,001,707.15	
DTD 03/15/2021 0.190% 01/03/2022												
BANK OF MONTREAL CHICAGO CERT DEPOS	06367CB48	06367CB48	A-1	P-1	02/12/21	02/16/21	50,000,000.00	0.20	54,722.22	50,000,000.00	50,004,232.55	
DTD 02/16/2021 0.200% 02/01/2022												



Managed Account Detail of Securities Held

For the Month Ending **August 31, 2021**

SAN BERNARDINO COUNTY - 76990800

Security Type/Description Dated Date/Coupon/Maturity	CUSIP	S&P Rating	Moody's Rating	Trade Date	Settle Date	Original Cost	YTM at Cost	Accrued Interest	Amortized Cost	Market Value
Certificate of Deposit										
TORONTO DOMINION BANK NY CERT DEPOS DTD 03/15/2021 0.210% 02/01/2022	89114W4E2	A-1+	P-1	03/12/21	03/15/21	50,000,000.00	0.21	49,583.33	50,000,000.00	50,006,373.80
BNP PARIBAS NY BRANCH CERT DEPOS DTD 05/04/2021 0.190% 02/01/2022	05586FHG5	A-1	P-1	05/04/21	05/04/21	100,000,000.00	0.19	63,333.33	100,000,000.00	100,004,226.10
NORDEA BANK ABP NEW YORK CERT DEPOS DTD 07/06/2021 0.130% 02/07/2022	65558UDL3	A-1+	P-1	07/06/21	07/06/21	50,000,000.00	0.13	10,291.67	50,000,000.00	49,988,889.65
SWEDBANK NY CERT DEPOS DTD 08/24/2021 0.120% 02/23/2022	87019V2W6	A-1	P-1	08/23/21	08/24/21	50,000,000.00	0.12	1,333.33	50,000,000.00	49,985,345.20
ROYAL BANK OF CANADA NY CERT DEPOS DTD 03/15/2021 0.220% 03/01/2022	78012UJ55	A-1+	P-1	03/12/21	03/15/21	50,000,000.00	0.22	51,944.44	50,000,000.00	50,004,998.25
SWEDBANK NY CERT DEPOS DTD 08/26/2021 0.130% 03/01/2022	87019V2X4	A-1	P-1	08/25/21	08/26/21	50,000,000.00	0.13	1,083.33	50,000,000.00	49,982,322.45
CANADIAN IMP BK COMM NY CERT DEPOS DTD 07/07/2021 0.150% 03/23/2022	13606CUH5	A-1	P-1	07/07/21	07/07/21	50,000,000.00	0.15	11,666.67	50,000,000.00	49,985,836.35
BNP PARIBAS NY BRANCH CERT DEPOS DTD 05/10/2021 0.220% 05/02/2022	05586FJL2	A-1	P-1	05/10/21	05/10/21	125,000,000.00	0.22	87,083.33	125,000,000.00	125,016,804.50
CANADIAN IMP BK COMM NY CERT DEPOS DTD 05/27/2021 0.180% 06/01/2022	13606CTM6	A-1	P-1	05/26/21	05/27/21	50,000,000.00	0.18	24,250.00	50,000,000.00	49,980,963.50
ROYAL BANK OF CANADA NY CERT DEPOS DTD 05/26/2021 0.180% 06/01/2022	78012UM36	A-1+	P-1	05/26/21	05/26/21	50,000,000.00	0.18	24,500.00	50,000,000.00	49,980,963.05
BANK OF NOVA SCOTIA HOUS CERT DEPOS DTD 07/07/2021 0.180% 06/01/2022	06417MOS7	A-1	P-1	07/06/21	07/07/21	50,000,000.00	0.18	14,000.00	50,000,000.00	49,980,981.40
BANK OF MONTREAL CHICAGO FLOATING CD DTD 06/29/2021 0.190% 06/29/2022	06367CHL4	A-1	P-1	08/26/21	08/27/21	50,004,256.50	0.18	16,888.96	50,004,186.95	49,988,350.00
ROYAL BANK OF CANADA NY CERT DEPOS DTD 06/23/2021 0.200% 07/01/2022	78012UN92	A-1+	P-1	06/22/21	06/23/21	50,000,000.00	0.20	19,444.44	50,000,000.00	49,987,320.75



Managed Account Detail of Securities Held

For the Month Ending August 31, 2021

SAN BERNARDINO COUNTY - 76990800

Security Type/Description	Dated Date/Coupon/Maturity	CUSIP	S&P Rating	Moody's Rating	Trade Date	Settle Date	Original Cost	YTM at Cost	Accrued Interest	Amortized Cost	Market Value
Certificate of Deposit											
NORDEA BANK ABP NEW YORK CERT DEPOS	06/25/2021 0.190% 07/01/2022	65558UDE9	A-1+	P-1	06/24/21	06/25/21	50,000,000.00	0.19	17,944.44	50,000,000.00	49,983,109.55
BANK OF NOVA SCOTIA HOUS CERT DEPOS	06/24/2021 0.200% 07/01/2022	06417MQM0	A-1	P-1	06/24/21	06/24/21	75,000,000.00	0.20	28,750.00	75,000,000.00	74,980,981.88
BANK OF MONTREAL CHICAGO CERT DEPOS	06/23/2021 0.200% 07/01/2022	06367CGY7	A-1	P-1	06/22/21	06/23/21	100,000,000.00	0.20	38,888.89	100,000,000.00	99,974,641.50
CANADIAN IMP BK COMM NY CERT DEPOS	06/23/2021 0.200% 07/01/2022	13606CUC6	A-1	P-1	06/22/21	06/23/21	100,000,000.00	0.20	38,888.89	100,000,000.00	99,974,641.50
SVENSKA HANDELSBANKEN NY CERT DEPOS	08/26/2021 0.180% 08/01/2022	86959RSP6	A-1+	P-1	08/25/21	08/26/21	100,000,000.00	0.18	3,000.00	100,000,000.00	99,953,566.20

Security Type Sub-Total **2,025,000,000.00** **2,025,004,256.50** **0.18** **1,094,145.89** **2,025,004,186.95** **2,024,732,120.72**

Bank Note											
WELLS FARGO BANK NOTE (CALLED, OMD)	09/11/2019 2.082% 09/09/2021	94988J6A0	A+	AA2	09/04/19	09/11/19	20,000,000.00	2.08	198,946.67	20,000,000.00	20,025,280.00
US BANK BANK NOTE (CALLABLE)	11/16/2018 3.450% 11/16/2021	90331HNX7	AA-	A1	11/13/18	11/16/18	9,986,200.00	3.50	100,625.00	9,999,043.07	10,037,860.00
US BANK NA CINCINNATI BKNT (CALLABLE)	01/21/2020 1.800% 01/21/2022	90331HPJ6	AA-	A1	01/17/20	01/21/20	7,997,200.00	1.82	16,000.00	7,999,456.09	8,040,088.00
US BANK NA CORP NOTE (CALLABLE)	05/23/2019 2.650% 05/23/2022	90331HPC1	AA-	A1	05/21/19	05/23/19	6,992,580.00	2.69	50,497.22	6,998,212.70	7,111,902.00

Security Type Sub-Total **45,000,000.00** **44,975,980.00** **2.44** **366,068.89** **44,996,711.86** **45,215,130.00**

Asset-Backed Security											
MIBALT 2019-B A3	11/20/2019 2.000% 10/17/2022	58769OAC5	AAA	NR	11/13/19	11/20/19	1,568,249.61	2.01	1,394.22	1,568,402.49	1,576,890.48
HAROT 2020-1 A2	02/26/2020 1.630% 10/21/2022	43813RAB3	NR	Aaa	02/19/20	02/26/20	1,189,772.77	1.63	538.76	1,189,841.63	1,191,603.66



Managed Account Detail of Securities Held

For the Month Ending August 31, 2021

SAN BERNARDINO COUNTY - 76990800

Security Type/Description	Dated Date/Coupon/Maturity	CUSIP	S&P Rating	Moody's Rating	Trade Date	Settle Date	Original Cost	YTM at Cost	Accrued Interest	Amortized Cost	Market Value
Asset-Backed Security											
TAOT 2020-A A2	DTD 02/12/2020 1.670% 11/15/2022	89232HAB1	AAA	Aaa	02/04/20	02/12/20	1,511,364.02	1.67	1,121.78	1,511,374.49	1,513,034.55
MBALT 2020-A A3	DTD 01/29/2020 1.840% 12/15/2022	58770FAC6	AAA	Aaa	01/21/20	01/29/20	4,227,419.70	1.84	3,457.55	4,227,727.75	4,252,752.89
JOHN DEERE OWNER TRUST OTHER ABS	DTD 03/11/2020 1.010% 01/15/2023	47789KAB9	NR	Aaa	03/04/20	03/11/20	656,310.69	1.01	294.63	656,334.74	656,876.34
HAROT 2019-1 A3	DTD 02/27/2019 2.830% 03/20/2023	43814WAC9	AAA	NR	02/19/19	02/27/19	1,689,222.93	2.83	1,726.34	1,689,250.94	1,705,342.94
HAROT 2019-2 A3	DTD 05/29/2019 2.520% 06/21/2023	43815MAC0	NR	Aaa	05/21/19	05/29/19	4,849,002.56	2.52	3,394.43	4,849,103.23	4,900,998.89
JDOT 2019-A A3	DTD 03/13/2019 2.910% 07/15/2023	47789JAD8	NR	Aaa	03/05/19	03/13/19	1,733,354.19	2.91	2,242.08	1,733,475.57	1,751,041.08
TAOT 2019-A A3	DTD 02/13/2019 2.910% 07/15/2023	89239AAD5	AAA	Aaa	02/05/19	02/13/19	3,719,002.49	2.91	4,810.79	3,719,393.66	3,761,005.49
TAOT 2019-B A3	DTD 05/08/2019 2.570% 08/15/2023	89239JAD6	AAA	Aaa	04/30/19	05/08/19	3,051,441.82	2.57	3,485.98	3,051,706.12	3,083,910.06
HAROT 2019-3 A3	DTD 08/27/2019 1.780% 08/15/2023	43815NAC8	AAA	Aaa	08/21/19	08/27/19	3,719,994.93	1.78	2,942.95	3,720,010.62	3,752,935.39
TAOT 2019-C A3	DTD 08/14/2019 1.910% 09/15/2023	89238UAD2	AAA	Aaa	08/06/19	08/14/19	3,578,556.76	1.91	3,037.82	3,578,571.48	3,608,963.29
TLOT 2021-A A2	DTD 04/21/2021 0.270% 09/20/2023	89238EAB2	AAA	Aaa	04/13/21	04/21/21	5,999,230.80	0.28	495.00	5,999,346.79	6,003,636.02
HAROT 2021-2 A3	DTD 05/26/2021 0.490% 11/15/2023	43811JAB3	AAA	Aaa	05/18/21	05/26/21	19,999,814.00	0.49	4,355.56	19,999,834.19	19,989,388.00
JDOT 2019-B A3	DTD 07/24/2019 2.210% 12/15/2023	477870AC3	NR	Aaa	07/16/19	07/24/19	1,526,376.34	2.22	1,499.56	1,526,531.84	1,542,486.70
TAOT 2019-D A3	DTD 11/13/2019 1.920% 01/16/2024	89233MAD5	AAA	Aaa	11/06/19	11/13/19	4,275,432.66	1.92	3,648.63	4,275,565.86	4,319,575.42



Managed Account Detail of Securities Held

For the Month Ending **August 31, 2021**

SAN BERNARDINO COUNTY - 76990800

Security Type/Description	Dated Date/Coupon/Maturity	CUSIP	S&P Rating	Moody's Rating	Trade Date	Settle Date	Original Cost	YTM at Cost	Accrued Interest	Amortized Cost	Market Value
Asset-Backed Security											
MBALT 2021-B A2	06/29/2021 0.220% 01/16/2024	58769KAC8	AAA	NR	06/22/21	06/29/21	27,497,695.50	0.22	2,688.89	27,497,853.92	27,510,029.25
TAOT 2021-B A3	06/14/2021 0.460% 01/16/2024	89190GAB3	AAA	NR	06/08/21	06/14/21	34,999,356.00	0.46	7,155.56	34,999,409.78	34,980,732.50
HAROT 2019-A3	11/26/2019 1.830% 01/18/2024	43813VAC2	AAA	NR	11/19/19	11/26/19	8,387,962.37	1.83	5,544.03	8,388,599.28	8,491,593.14
HART 2019-B A3	11/06/2019 1.940% 02/15/2024	44891JAC2	AAA	NR	10/29/19	11/06/19	2,930,782.53	1.94	2,527.10	2,930,840.05	2,957,447.43
MBART 2019-1 A3	09/25/2019 1.940% 03/15/2024	58769TAD7	AAA	Aaa	09/18/19	09/25/19	5,381,924.63	1.94	4,641.05	5,382,245.52	5,432,913.01
TLT 2021-A A3	04/21/2021 0.390% 04/22/2024	89238EAC0	AAA	Aaa	04/13/21	04/21/21	4,499,474.85	0.39	536.25	4,499,538.52	4,507,440.49
HAROT 2020-1 A3	02/26/2020 1.610% 04/22/2024	43813RAC1	NR	Aaa	02/19/20	02/26/20	9,998,040.00	1.61	4,472.22	9,998,754.49	10,122,300.00
TAOT 2020-A A3	02/12/2020 1.660% 05/15/2024	89232HAC9	AAA	Aaa	02/04/20	02/12/20	14,998,917.00	1.66	11,066.67	14,999,312.15	15,164,835.00
HART 2021-B A2	07/28/2021 0.240% 05/15/2024	44934KAB0	AAA	NR	07/20/21	07/28/21	18,998,276.70	0.24	2,026.67	18,998,335.72	19,035,018.90
JDOT 2021-B A2	07/21/2021 0.250% 06/17/2024	47789QAB6	NR	Aaa	07/13/21	07/21/21	25,999,412.40	0.25	7,222.22	25,999,435.64	26,011,120.20
JOHN DEERE OWNER TRUST	03/11/2020 1.100% 08/15/2024	47789KAC7	NR	Aaa	03/04/20	03/11/20	4,999,694.50	1.10	2,444.44	4,999,796.27	5,039,225.50
CHAIT 2012-A7 A7	10/09/2012 2.160% 09/15/2024	161571F02	AAA	NR	09/17/19	09/18/19	10,060,156.25	2.03	9,600.00	10,036,608.24	10,208,600.00
MBALT 2021-B A3	06/29/2021 0.400% 11/15/2024	58769KAD6	AAA	NR	06/22/21	06/29/21	16,498,754.25	0.40	2,933.33	16,498,818.81	16,516,750.80
CHAIT 2020-A1 A1	02/18/2020 1.530% 01/15/2025	161571HP2	AAA	NR	02/10/20	02/18/20	7,998,167.20	1.53	5,440.00	7,998,740.65	8,147,079.20



Managed Account Detail of Securities Held

For the Month Ending **August 31, 2021**

SAN BERNARDINO COUNTY - 76990800

Security Type/Description	Dated Date/Coupon/Maturity	CUSIP	S&P Rating	Moody's Rating	Trade Date	Settle Date	Original Cost	YTM at Cost	Accrued Interest	Amortized Cost	Market Value
Asset-Backed Security											
HAROT 2021-2 A3	05/26/2021 0.330% 08/15/2025	43811JAC1	AAA	Aaa	05/18/21	05/26/21	18,999,259.00	0.33	2,786.67	18,999,306.09	18,994,224.00
TAOT 2021-B A3	06/14/2021 0.260% 11/17/2025	89190GAC1	AAA	NR	06/08/21	06/14/21	36,996,015.10	0.26	4,275.56	36,996,209.79	36,910,397.10
HART 2021-B A3	07/28/2021 0.380% 01/15/2026	44934KAC8	AAA	NR	07/20/21	07/28/21	16,996,248.10	0.39	2,871.11	16,996,328.56	17,069,839.40
JDOT 2021-B A3	07/21/2021 0.520% 03/16/2026	47789QAC4	NR	Aaa	07/13/21	07/21/21	13,498,795.80	0.52	7,800.00	13,498,825.57	13,520,032.65
Security Type Sub-Total		343,001,831.23					343,033,478.45	0.81	124,477.85	343,015,430.45	344,230,019.77
Managed Account Sub-Total		9,098,806,200.54					9,109,239,190.05	0.74	13,344,982.36	9,113,969,171.05	9,182,323,100.19
Securities Sub-Total		\$9,098,806,200.54					\$9,109,239,190.05	0.74%	\$13,344,982.36	\$9,113,969,171.05	\$9,182,323,100.19
Accrued Interest											\$13,344,982.36
Total Investments											\$9,195,668,082.55



Managed Account Fair Market Value & Analytics

For the Month Ending August 31, 2021

SAN BERNARDINO COUNTY - 76990800

Security Type/Description	Dated Date/Coupon/Maturity	CUSIP	Par	Broker	Next Call Date	Market Price	Market Value	Unreal G/L On Cost	Unreal G/L Amort Cost	Effective Duration	YTM at Mkt
U.S. Treasury Bond / Note											
US TREASURY NOTES	DTD 09/30/2016 1.125% 09/30/2021	912828T34	25,000,000.00	MIZUHO		100.08	25,019,530.00	821,287.81	36,137.84	0.08	0.17
US TREASURY NOTES	DTD 12/01/2014 1.875% 11/30/2021	912828G53	25,000,000.00	BMO		100.44	25,109,375.00	375,000.00	122,619.46	0.25	0.11
US TREASURY NOTES	DTD 02/02/2015 1.500% 01/31/2022	912828H86	50,000,000.00	TD SEC U		100.59	50,296,875.00	1,517,578.12	399,387.09	0.42	0.07
US TREASURY NOTES	DTD 02/28/2017 1.875% 02/28/2022	912828W55	25,000,000.00	CITIGRP		100.89	25,222,655.00	399,412.81	243,168.48	0.50	0.09
US TREASURY NOTES	DTD 06/30/2020 0.125% 06/30/2022	912828Z1	100,000,000.00	CITIGRP		100.05	100,046,880.00	7,817.50	21,066.27	0.83	0.07
US TREASURY NOTES	DTD 06/30/2020 0.125% 06/30/2022	912828Z1	100,000,000.00	RBC CAP		100.05	100,046,880.00	5.00	15,903.52	0.83	0.07
US TREASURY NOTES	DTD 07/31/2017 1.875% 07/31/2022	912828P4	100,000,000.00	RBC		101.64	101,640,620.00	2,894,526.25	1,992,093.72	0.91	0.08
US TREASURY NOTES	DTD 11/02/2015 1.875% 10/31/2022	912828M49	25,000,000.00	BMO_DIR		102.06	25,515,625.00	776,367.19	577,326.24	1.15	0.10
US TREASURY NOTES	DTD 05/31/2016 1.625% 05/31/2023	912828R69	50,000,000.00	DEUTSCHE		102.53	51,265,625.00	2,607,421.87	1,830,172.30	1.72	0.17
US TREASURY NOTES	DTD 06/30/2016 1.375% 06/30/2023	912828S35	25,000,000.00	MIZUHO		102.19	25,546,875.00	845,703.12	697,190.50	1.81	0.18
US TREASURY NOTES	DTD 06/30/2016 1.375% 06/30/2023	912828S35	50,000,000.00	WELLSFAR		102.19	51,093,750.00	2,970,703.12	1,902,488.84	1.81	0.18
US TREASURY NOTES	DTD 07/02/2018 2.625% 06/30/2023	9128284U1	50,000,000.00	SOC GEN		104.45	52,226,560.00	1,591,794.37	1,952,344.54	1.79	0.19
US TREASURY NOTES	DTD 06/30/2016 1.375% 06/30/2023	912828S35	100,000,000.00	SOC GEN		102.19	102,187,500.00	6,152,343.75	3,909,212.75	1.81	0.18
US TREASURY NOTES	DTD 08/01/2016 1.250% 07/31/2023	912828S92	100,000,000.00	BNP		102.02	102,015,620.00	5,749,995.00	3,659,121.73	1.90	0.20
US TREASURY NOTES	DTD 08/31/2016 1.375% 08/31/2023	912828D1	100,000,000.00	MORGANST		102.31	102,312,500.00	5,750,000.00	3,863,203.90	1.98	0.22
US TREASURY NOTES	DTD 05/15/2014 2.500% 05/15/2024	912828WJ5	50,000,000.00	BNP		105.81	52,906,250.00	843,750.00	1,700,273.99	2.62	0.34
US TREASURY NOTES	DTD 05/15/2014 2.500% 05/15/2024	912828WJ5	50,000,000.00	WELLSFAR		105.81	52,906,250.00	1,294,921.87	1,913,502.89	2.62	0.34



Managed Account Fair Market Value & Analytics

For the Month Ending August 31, 2021

SAN BERNARDINO COUNTY - 76990800

Security Type/Description	Dated Date/Coupon/Maturity	CUSIP	Par	Broker	Next Call Date	Market Price	Market Value	Unreal G/L On Cost	Unreal G/L Amort Cost	Effective Duration	YTM at Mkt
U.S. Treasury Bond / Note											
US TREASURY NOTES	DTD 06/30/2017 2.000% 06/30/2024	912828XX3	50,000,000.00	DAIWA		104.59	52,296,875.00	1,410,156.25	1,770,146.73	2.76	0.37
US TREASURY NOTES	DTD 06/30/2017 2.000% 06/30/2024	912828XX3	50,000,000.00	MORGANST		104.59	52,296,875.00	1,279,296.87	1,679,635.89	2.76	0.37
US TREASURY NOTES	DTD 06/30/2017 2.000% 06/30/2024	912828XX3	50,000,000.00	RBC		104.59	52,296,875.00	1,361,328.12	1,728,392.69	2.76	0.37
US TREASURY NOTES	DTD 06/30/2019 1.750% 06/30/2024	9128286Z8	50,000,000.00	MORGANST		103.91	51,953,125.00	1,779,296.87	1,845,083.81	2.77	0.36
US TREASURY NOTES	DTD 07/31/2017 2.125% 07/31/2024	9128282N9	50,000,000.00	TOR DOM		105.05	52,523,440.00	1,048,830.62	1,629,431.81	2.84	0.38
US TREASURY NOTES	DTD 02/17/2015 2.000% 02/15/2025	912828J27	50,000,000.00	MIZUHO		105.11	52,554,690.00	1,978,518.12	2,168,434.65	3.36	0.51
US TREASURY NOTES	DTD 05/15/2015 2.125% 05/15/2025	912828XB1	50,000,000.00	BMO		105.72	52,859,375.00	1,750,000.00	2,103,008.38	3.57	0.56
Security Type Sub-Total			1,375,000,000.00				1,412,140,625.00	45,206,054.63	37,759,348.02	1.84	0.23

Supra-National Agency Bond / Note											
INTL BANK OF RECON AND DEV GLOBAL NOTES	DTD 12/13/2017 2.125% 12/13/2021	459058GF4	20,000,000.00	DEUTSCHE		100.58	20,115,800.00	160,800.00	118,972.48	0.29	0.10
INTL BANK OF RECONSTRUCTION AND DEV NOTE	DTD 01/26/2017 2.000% 01/26/2022	459058FY4	50,000,000.00	CIBC		100.77	50,383,650.00	(513,650.00)	8,925.28	0.41	0.11
INTER-AMERICAN DEVELOPMENT BANK NOTE	DTD 09/26/2018 3.000% 09/26/2022	4581X0DD7	25,000,000.00	JPMCHASE		103.04	25,758,825.00	814,825.00	773,773.67	1.05	0.17
INTL BK OF RECON AND DEV NOTE	DTD 04/20/2021 0.125% 04/20/2023	459058JV6	75,000,000.00	WELLS_F		99.90	74,928,525.00	83,775.00	55,277.05	1.64	0.21
INTER-AMERICAN DEVEL BK NOTES	DTD 04/24/2020 0.500% 05/24/2023	4581X0DM7	20,000,000.00	RBC CAP		100.55	20,109,160.00	115,960.00	112,968.00	1.73	0.18
INTER-AMERICAN DEVELOPMENT BANK NOTE	DTD 10/04/2013 3.000% 10/04/2023	4581X0CCO	25,000,000.00	BMO		105.68	26,418,800.00	938,800.00	1,197,907.36	2.02	0.28



Managed Account Fair Market Value & Analytics

For the Month Ending **August 31, 2021**

SAN BERNARDINO COUNTY - 76990800

Security Type / Description	Dated Date / Coupon / Maturity	CUSIP	Par	Broker	Next Call Date	Market Price	Market Value	Unreal G/L On Cost	Unreal G/L Amort Cost	Effective Duration	YTM at Mkt
Supra-National Agency Bond / Note											
INTL BK RECON & DEVELOP NOTES	459058JM6	25,000,000.00	TD			99.86	24,964,825.00	18,575.00	4,781.62	2.23	0.31
DTD 11/24/2020 0.250% 11/24/2023											
INTL BANK OF RECON AND DEV SN (FLOATER)	45906M2B6	10,000,000.00	BMO			100.77	10,076,960.00	76,960.00	76,960.00	0.00	0.44
DTD 06/16/2020 0.440% 06/17/2024											
Security Type Sub-Total		250,000,000.00					252,756,545.00	1,696,045.00	2,349,565.46	1.27	0.20

NOW Account											
BANK OF THE WEST MONEY MARKET FUND	BKOFWEST7	4,000,000.00	DIRECT			1.00	4,000,000.00	0.00	0.00	0.00	0.07
BANK OF THE WEST MONEY MARKET FUND	BKOFWEST7	12,000,000.00	DIRECT			1.00	12,000,000.00	0.00	0.00	0.00	0.07
BANK OF THE WEST MONEY MARKET FUND	BKOFWEST7	22,000,000.00	DIRECT			1.00	22,000,000.00	0.00	0.00	0.00	0.07
BANK OF THE WEST MONEY MARKET FUND	BKOFWEST7	29,000,000.00	DIRECT			1.00	29,000,000.00	0.00	0.00	0.00	0.07
BANK OF THE WEST MONEY MARKET FUND	BKOFWEST7	37,000,000.00	DIRECT			1.00	37,000,000.00	0.00	0.00	0.00	0.07
BANK OF THE WEST MONEY MARKET FUND	BKOFWEST7	96,000,000.00	DIRECT			1.00	96,000,000.00	0.00	0.00	0.00	0.07
Security Type Sub-Total		200,000,000.00					200,000,000.00	0.00	0.00	0.00	0.07

Money Market Mutual Fund											
FEDERATED GOVT OBLIGATIONS FUND	608919718	1,000,000.00				1.00	1,000,000.00	0.00	0.00	0.00	0.02
FIDELITY GOV'T MM FUND 2642	31607A703	1,000,000.00				1.00	1,000,000.00	0.00	0.00	0.00	0.01
MORGAN STANLEY LIQ GOVT-INST FUND	61747C707	1,000,000.00				1.00	1,000,000.00	0.00	0.00	0.00	0.03
Security Type Sub-Total		3,000,000.00					3,000,000.00	0.00	0.00	0.00	0.02

Joint Powers Authority											
INVESTMENT TRUST OF CALIFORNIA	CALTRUST3	10,000,000.00	DIRECT			1.00	10,000,000.00	0.00	0.00	0.00	0.00
CALIFORNIA ASSET MANAGEMENT PROGRAM	CAMPMF025	24,000,000.00	DIRECT			1.00	24,000,000.00	0.00	0.00	0.00	0.05
CALIFORNIA ASSET MANAGEMENT PROGRAM	CAMPMF025	34,000,000.00	DIRECT			1.00	34,000,000.00	0.00	0.00	0.00	0.05
CALIFORNIA ASSET MANAGEMENT PROGRAM	CAMPMF025	47,000,000.00	DIRECT			1.00	47,000,000.00	0.00	0.00	0.00	0.05



Managed Account Fair Market Value & Analytics

For the Month Ending **August 31, 2021**

SAN BERNARDINO COUNTY - 76990800

Security Type/Description	Dated Date/Coupon/Maturity	CUSIP	Par	Broker	Next Call Date	Market Price	Market Value	Unreal G/L On Cost	Unreal G/L Amort Cost	Effective Duration	YTM at Mkt
Joint Powers Authority											
CALIFORNIA ASSET MANAGEMENT PROGRAM		CAMPMF025	67,000,000.00	DIRECT		1.00	67,000,000.00	0.00	0.00	0.00	0.05
CALIFORNIA ASSET MANAGEMENT PROGRAM		CAMPMF025	99,000,000.00	DIRECT		1.00	99,000,000.00	0.00	0.00	0.00	0.05
CALIFORNIA ASSET MANAGEMENT PROGRAM		CAMPMF025	131,000,000.00	DIRECT		1.00	131,000,000.00	0.00	0.00	0.00	0.05

Security Type Sub-Total **412,000,000.00**

Federally Insured Cash Account

STONECASTLE FICA	FICAMF003	25,000,000.00	1.00	25,000,000.00	0.00	0.00	0.00	0.00	0.00	0.00	0.05
------------------	-----------	---------------	------	---------------	------	------	------	------	------	------	------

Security Type Sub-Total **25,000,000.00**

Federal Agency Collateralized Mortgage Obligation

FHMS K033 A2	3137B4WB8	2,800,000.00	CANTFIT			103.94	2,910,251.93	(68,466.82)	(16,887.71)	1.78	0.90
DTD 10/01/2013 3.060% 07/01/2023											
FHMS KMP1 A2	3137FATE8	50,000,000.00	JPMCHAS			105.71	52,852,758.50	(1,170,679.00)	(577,954.82)	2.80	1.00
DTD 09/01/2017 2.982% 08/01/2024											
FHMS K729 A2	3137FCM43	16,500,000.00	CANTFIT			106.68	17,601,470.21	(368,061.04)	(132,453.87)	2.94	0.94
DTD 12/01/2017 3.136% 10/01/2024											
FHMS K045 A2	3137BHXJ1	25,000,000.00	MS			107.41	26,852,657.50	(613,162.81)	(182,145.44)	3.18	0.77
DTD 05/01/2015 3.023% 01/01/2025											
FHMS KJ32 A1	3137F72U8	2,366,213.52	JPM			98.55	2,332,008.32	(34,195.73)	(34,197.31)	2.98	0.91
DTD 11/01/2020 0.516% 06/01/2025											
FHMS K726 A1	3137BYLE8	25,000,000.00	INCAPIT			106.71	26,677,920.75	(185,360.50)	(42,297.42)	3.87	1.02
DTD 06/01/2017 2.700% 10/01/2025											
FHMS KJ23 A1	3137FKSO0	60,000,000.00	JPMCHAS			107.27	64,364,788.20	(866,461.80)	(606,399.66)	3.80	1.83
DTD 01/29/2019 3.683% 10/01/2025											
FRESB 2021-SB82 A5	30318CAA5	1,495,822.33	PIPER J			100.49	1,503,157.84	0.00	933.76	4.11	0.55
DTD 01/01/2021 0.670% 11/01/2025											
FRESB 2021-SB82 A5	30318CAA5	3,490,252.09	WELLS_F			100.49	3,507,368.29	0.00	2,178.78	4.11	0.55
DTD 01/01/2021 0.670% 11/01/2025											



Managed Account Fair Market Value & Analytics

For the Month Ending August 31, 2021

SAN BERNARDINO COUNTY - 76990800

Security Type/Description	Dated Date/Coupon/Maturity	CUSIP	Par	Broker	Next Call Date	Market Price	Market Value	Unreal G/L On Cost	Unreal G/L Amort Cost	Effective Duration	YTM at Mkt
Federal Agency Collateralized Mortgage Obligation											
FHMS KJ33 A1	3137F9ZD6	11,836,422.36	JPMCHAS	98.57	11,667,246.27	(168,797.32)	(168,838.05)	2.87	0.78		
DTD 02/01/2021 0.440% 12/01/2025											
FRESB 2021-SB83	30318NAA1	3,838,983.72	JPMCHAS	100.47	3,857,011.59	0.00	1,968.15	4.27	0.56		
DTD 02/01/2021 0.670% 01/01/2026											
FHMS KJ34 A1	3137HILS3	10,486,675.29	JPMCHAS	99.18	10,400,336.71	(86,212.74)	(86,215.13)	3.72	0.86		
DTD 07/01/2021 0.681% 06/25/2026											
FHMS K729 A2	3137FOXJ7	8,250,000.00	CANTFIT	107.07	8,833,493.05	17,594.61	36,172.83	4.79	1.09		
DTD 01/01/2020 2.525% 10/01/2026											
Security Type Sub-Total		221,064,369.31				233,360,469.16	(3,543,803.15)	(1,806,135.89)	3.41	1.17	

Federal Agency Bond / Note											
FHLB NOTES	313378JP7	20,000,000.00	MIZUHO	100.06	20,011,680.00	(309,920.00)	7,779.19	0.03	0.27		
DTD 03/05/2012 2.375% 09/10/2021											
FEDERAL HOME LOAN BANKS NOTES	3130AF5B9	50,000,000.00	BARCLAYS	100.34	50,167,950.00	200,450.00	169,165.78	0.12	0.12		
DTD 10/12/2018 3.000% 10/12/2021											
FEDERAL HOME LOAN BANKS NOTES	3130AHJY0	30,000,000.00	WELLSFAR	100.34	30,102,360.00	153,660.00	107,821.86	0.22	0.07		
DTD 11/08/2019 1.625% 11/19/2021											
FEDERAL HOME LOAN BANKS NOTES	3130AHSR5	22,500,000.00	BARCLAYS	100.47	22,606,605.00	130,905.00	110,261.63	0.31	0.07		
DTD 12/20/2019 1.625% 12/20/2021											
FANNIE MAE NOTES	3135G0U92	60,000,000.00	TD	100.93	60,555,660.00	598,860.00	560,862.92	0.36	0.08		
DTD 01/11/2019 2.625% 01/11/2022											
FEDERAL FARM CREDIT BANK NOTES	3133EJ5P0	50,000,000.00	FTN	100.97	50,483,250.00	525,750.00	488,640.05	0.38	0.08		
DTD 01/18/2019 2.600% 01/18/2022											
FANNIE MAE NOTES	3135G0V59	75,000,000.00	BARCLAYS	101.33	75,999,600.00	1,245,600.00	1,049,652.92	0.61	0.09		
DTD 04/12/2019 2.250% 04/12/2022											
FEDERAL FARM CREDIT BANK NOTES	3133ELYR9	100,000,000.00	JPMCHAS	100.11	100,110,300.00	237,300.00	153,271.23	0.68	0.09		
DTD 05/06/2020 0.250% 05/06/2022											
FEDERAL HOME LOAN BANK	313379Q69	25,000,000.00	WELLSFAR	101.57	25,392,500.00	236,000.00	350,865.09	0.77	0.10		
DTD 06/01/2012 2.125% 06/10/2022											
FFCB NOTES	3133ELDK7	40,000,000.00	INCAPITA	101.21	40,483,160.00	485,279.20	483,826.90	0.79	0.10		
DTD 12/16/2019 1.630% 06/15/2022											
FREDDIE MAC NOTES	3137EAET2	25,000,000.00	WELLS_F	100.02	25,003,850.00	60,350.00	29,089.75	0.90	0.11		
DTD 07/23/2020 0.125% 07/25/2022											



Managed Account Fair Market Value & Analytics

For the Month Ending August 31, 2021

SAN BERNARDINO COUNTY - 76990800

Security Type/Description	Dated Date/Coupon/Maturity	CUSIP	Par	Broker	Next Call Date	Market Price	Market Value	Unreal G/L On Cost	Unreal G/L Amort Cost	Effective Duration	YTM at Mkt
Federal Agency Bond / Note											
FANNIE MAE NOTES	DTD 09/06/2019 1.375% 09/06/2022	3135G0W33	75,000,000.00	BARCLAYS		101.28	75,958,500.00	1,219,500.00	1,046,611.31	1.01	0.12
FEDERAL HOME LOAN BANKS NOTES	DTD 08/13/2012 2.000% 09/09/2022	313380G30	10,000,000.00	WELLSFAR		101.93	10,192,680.00	42,180.00	141,969.52	1.01	0.12
FEDERAL HOME LOAN BANK NOTES	DTD 10/22/2020 0.125% 10/21/2022	3130AKDH6	64,000,000.00	CITIGRP		100.00	64,001,152.00	85,632.00	49,244.18	1.14	0.12
FFCB NOTES	DTD 11/23/2020 0.125% 11/23/2022	3133EMGX4	75,000,000.00	BARCLAY		99.99	74,992,275.00	135,525.00	80,187.33	1.23	0.13
FEDERAL FARM CREDIT BANK NOTES(CALLABLE)	DTD 01/24/2020 1.640% 01/24/2023	3133ELJN5	10,000,000.00	OTHER	01/24/22	100.62	10,061,850.00	66,850.00	64,176.64	0.40	1.19
FEDERAL FARM CREDIT BANK NOTES(CALLABLE)	DTD 01/24/2020 1.640% 01/24/2023	3133ELJN5	20,000,000.00	DAIWA	01/24/22	100.62	20,123,700.00	133,700.00	128,353.28	0.40	1.19
FEDERAL FARM CREDIT BANK NOTES(CALLABLE)	DTD 01/24/2020 1.640% 01/24/2023	3133ELJN5	20,000,000.00	FCSTONE	01/24/22	100.62	20,123,700.00	133,700.00	128,353.28	0.40	1.19
FEDERAL FARM CREDIT BANK NOTES	DTD 02/03/2021 0.125% 02/03/2023	3133EMPH9	10,000,000.00	CASTLE		99.95	9,994,540.00	140.00	(1,470.96)	1.42	0.16
FEDERAL FARM CREDIT BANK NOTES	DTD 02/03/2021 0.125% 02/03/2023	3133EMPH9	40,000,000.00	TOR DOM		99.95	39,978,160.00	560.00	(5,883.84)	1.42	0.16
FEDERAL HOME LOAN BANKS NOTES	DTD 02/21/2020 1.375% 02/17/2023	3130AJ7E3	50,000,000.00	WELLSFAR		101.77	50,883,700.00	975,700.00	928,689.01	1.45	0.17
FEDERAL HOME LOAN BANKS NOTES	DTD 03/01/2018 2.750% 03/10/2023	3130ADRG9	10,000,000.00	TOR DOM		103.92	10,392,230.00	349,550.00	376,656.43	1.49	0.18
FREDDIE MAC NOTES	DTD 04/20/2020 0.375% 04/20/2023	3137EAE08	50,000,000.00	CITIGRP		100.31	50,156,400.00	281,400.00	224,436.53	1.63	0.18
FREDDIE MAC NOTES	DTD 05/07/2020 0.375% 05/05/2023	3137EAE06	100,000,000.00	WELLS_F		100.30	100,304,000.00	346,000.00	327,478.50	1.67	0.19
FFCB NOTES	DTD 05/10/2021 0.125% 05/10/2023	3133EMYX4	56,000,000.00	BARCLAY		99.88	55,935,320.00	7,000.00	(4,193.86)	1.69	0.19
FANNIE MAE NOTES	DTD 05/22/2020 0.250% 05/22/2023	3135G04Q3	100,000,000.00	CITIGRP		100.10	100,097,400.00	398,400.00	270,028.31	1.72	0.19



Managed Account Fair Market Value & Analytics

For the Month Ending August 31, 2021

SAN BERNARDINO COUNTY - 76990800

Security Type/Description	Dated Date/Coupon/Maturity	CUSIP	Par	Broker	Next Call Date	Market Price	Market Value	Unreal G/L On Cost	Unreal G/L Amort Cost	Effective Duration	YTM at Mkt
Federal Agency Bond / Note											
FFCB FLOATING NOTES	DTD 06/09/2020 0.370% 06/09/2023	3133ELH72	45,000,000.00	LOOP CA		100.51	45,230,805.00	230,805.00	230,805.00	0.00	0.37
FREDDIE MAC NOTES	DTD 06/26/2020 0.250% 06/26/2023	3137EAES4	23,000,000.00	TOR DOM		100.08	23,019,435.00	86,595.00	60,099.00	1.82	0.20
FANNIE MAE NOTES	DTD 07/10/2020 0.250% 07/10/2023	3135G05G4	50,000,000.00	CITIGRP		100.09	50,044,850.00	152,350.00	111,313.47	1.86	0.20
FEDERAL FARM CREDIT BANKS NOTES	DTD 08/14/2019 1.600% 08/14/2023	3133EKZK5	10,000,000.00	WELLSFAR		102.70	10,270,410.00	223,310.00	247,218.30	1.93	0.21
FREDDIE MAC NOTES	DTD 08/21/2020 0.250% 08/24/2023	3137EAEV7	45,000,000.00	CITIGRP		100.08	45,034,110.00	80,010.00	64,291.97	1.98	0.21
FREDDIE MAC NOTES	DTD 09/04/2020 0.250% 09/08/2023	3137EAEW5	32,000,000.00	WELLS_F		100.06	32,018,272.00	28,832.00	25,353.64	2.02	0.22
FREDDIE MAC NOTES	DTD 10/16/2020 0.125% 10/16/2023	3137EAEY1	64,000,000.00	WELLS_F		99.77	63,855,424.00	94,144.00	24,381.08	2.12	0.23
FREDDIE MAC NOTES	DTD 11/05/2020 0.250% 11/06/2023	3137EAEZ8	75,000,000.00	CITIGRP		100.02	75,013,650.00	81,150.00	62,673.72	2.18	0.24
FANNIE MAE NOTES	DTD 11/25/2020 0.250% 11/27/2023	3135G06H1	50,000,000.00	JPMCHAS		100.02	50,009,350.00	66,350.00	51,801.23	2.24	0.24
FREDDIE MAC NOTES	DTD 12/04/2020 0.250% 12/04/2023	3137EAF2A	62,000,000.00	CITIGRP		100.00	61,997,706.00	59,086.00	43,895.15	2.25	0.25
FANNIE MAE NOTES	DTD 02/08/2019 2.500% 02/05/2024	3135G0V34	100,000,000.00	JPM_CHAS		105.36	105,363,500.00	5,735,500.00	5,544,500.55	2.37	0.28
FHLB BONDS	DTD 02/15/2019 2.500% 02/13/2024	3130AFW94	50,000,000.00	BARCLAYS		105.41	52,706,200.00	2,883,200.00	2,793,050.33	2.39	0.28
FHLMC (CALLABLE) NOTES	DTD 04/29/2020 0.570% 04/29/2024	3134GVPP7	25,000,000.00	CANTFIT	04/29/22	100.23	25,058,325.00	58,325.00	58,325.00	0.66	0.48
FHLMC (CALLABLE) NOTES	DTD 05/20/2020 0.510% 05/20/2024	3134GVUY2	25,000,000.00	WELLS_F	05/20/22	100.17	25,041,775.00	41,775.00	41,775.00	0.72	0.45
FHLMC (CALLABLE) NOTES	DTD 05/20/2020 0.500% 05/20/2024	3134GVXC7	25,000,000.00	INCAPIT	05/20/22	100.16	25,038,750.00	38,750.00	38,750.00	0.72	0.44
FANNIE MAE NOTES	DTD 07/08/2019 1.750% 07/02/2024	3135G0V75	25,000,000.00	CITI		103.86	25,964,025.00	1,183,025.00	1,088,566.21	2.78	0.38
FEDERAL HOME LOAN BANK NOTES	DTD 08/15/2014 2.875% 09/13/2024	3130A2UW4	25,000,000.00	WELLSFAR		107.39	26,846,675.00	395,925.00	961,525.77	2.90	0.42



Managed Account Fair Market Value & Analytics

For the Month Ending August 31, 2021

SAN BERNARDINO COUNTY - 76990800

Security Type/Description	Dated Date/Coupon/Maturity	CUSIP	Par	Broker	Next Call Date	Market Price	Market Value	Unreal G/L On Cost	Unreal G/L Amort Cost	Effective Duration	YTM at Mkt
Federal Agency Bond / Note											
FEDERAL HOME LOAN BANK NOTES	DTD 08/15/2014 2.875% 09/13/2024	3130AZUW4	25,000,000.00	MORGANST		107.39	26,846,675.00	413,350.00	971,193.14	2.90	0.42
FANNIE MAE NOTES	DTD 10/18/2019 1.625% 10/15/2024	3135G0W66	25,000,000.00	CITI		103.73	25,932,125.00	974,875.00	958,843.75	3.04	0.42
FEDERAL HOME LOAN BANK NOTES	DTD 11/06/2014 2.750% 12/13/2024	3130A3GE8	10,000,000.00	JEFFERIE		107.38	10,738,000.00	222,370.00	401,084.27	3.15	0.48
FEDERAL HOME LOAN BANK NOTES	DTD 11/06/2014 2.750% 12/13/2024	3130A3GE8	25,000,000.00	INTL_FCS		107.38	26,845,000.00	460,500.00	940,359.40	3.15	0.48
FEDERAL HOME LOAN BANK NOTES	DTD 11/06/2014 2.750% 12/13/2024	3130A3GE8	25,000,000.00	WELLSFAR		107.38	26,845,000.00	557,500.00	1,003,739.78	3.15	0.48
FANNIE MAE NOTES	DTD 01/10/2020 1.625% 01/07/2025	3135G0X24	75,000,000.00	BARCLAYS		103.86	77,897,025.00	3,136,275.00	3,057,574.34	3.27	0.46
FREDDIE MAC NOTES	DTD 02/14/2020 1.500% 02/12/2025	3137EAE90	50,000,000.00	WELLSFAR		103.51	51,756,100.00	1,794,600.00	1,782,680.82	3.37	0.47
FEDERAL HOME LOAN BANKS NOTES	DTD 02/17/2015 2.375% 03/14/2025	3130A4CH3	25,840,000.00	DAIWA		106.41	27,497,015.84	838,921.44	1,108,786.35	3.39	0.54
FANNIE MAE NOTES	DTD 04/24/2020 0.625% 04/22/2025	3135G03U5	50,000,000.00	CITIGRP		100.23	50,114,000.00	217,000.00	189,047.70	3.60	0.56
FHLMC (CALLABLE) NOTES	DTD 05/06/2020 0.700% 05/06/2025	3134GVRP3	25,000,000.00	PIPER J	05/06/22	100.15	25,038,650.00	38,650.00	38,650.00	0.68	0.66
FANNIE MAE NOTES	DTD 06/19/2020 0.500% 06/17/2025	3135G04Z3	50,000,000.00	WELLS_F		99.81	49,903,150.00	6,650.00	(18,260.36)	3.76	0.55
FREDDIE MAC NOTES	DTD 07/23/2020 0.375% 07/21/2025	3137EAEU9	45,000,000.00	WELLS_F		99.04	44,567,460.00	(208,440.00)	(258,199.05)	3.87	0.63
FANNIE MAE NOTES	DTD 08/27/2020 0.375% 08/25/2025	3135G05X7	50,000,000.00	BARCLAY		98.94	49,468,850.00	(297,150.00)	(344,617.11)	3.96	0.65
FREDDIE MAC (CALLABLE) NOTES	DTD 09/02/2020 0.550% 09/02/2025	3134GWA22	19,900,000.00	OPCO	09/02/21	99.54	19,809,315.70	(90,684.30)	(90,684.30)	0.01	0.67
FEDERAL HOME LOAN BANK NOTES	DTD 09/11/2020 0.375% 09/04/2025	3130AK5E2	14,000,000.00	WELLS_F		98.85	13,839,378.00	(118,622.00)	(126,818.81)	3.98	0.67
FREDDIE MAC NOTES	DTD 09/25/2020 0.375% 09/23/2025	3137EAEX3	20,000,000.00	CITIGRP		98.88	19,775,500.00	(164,300.00)	(175,554.50)	4.03	0.66
FANNIE MAE NOTES	DTD 11/12/2020 0.500% 11/07/2025	3135G06G3	45,000,000.00	BARCLAY		99.24	44,656,200.00	(182,700.00)	(208,621.09)	4.14	0.69



Managed Account Fair Market Value & Analytics

For the Month Ending August 31, 2021

SAN BERNARDINO COUNTY - 76990800

Security Type/Description	Dated Date/Coupon/Maturity	CUSIP	Par	Broker	Next Call Date	Market Price	Market Value	Unreal G/L On Cost	Unreal G/L Amort Cost	Effective Duration	YTM at Mkt
Security Type Sub-Total											
			2,498,240,000.00			2,528,155,228.54	26,777,998.34	27,943,402.73		1.82	0.30

Corporate Note

TOYOTA MOTOR CREDIT CORP NOTES	89236TGJ8	15,000,000.00	BK AMER		100.15	15,022,770.00	24,570.00	22,858.65		0.10	0.32
DTD 10/07/2019 1.800% 10/07/2021											
JOHN DEERE CAPITAL CORP	24422EUT4	5,000,000.00	BK AMER		101.62	5,081,015.00	83,415.00	81,468.88		0.58	0.18
DTD 03/07/2019 2.950% 04/01/2022											
TOYOTA MOTOR CREDIT CORP	89236TFX8	10,000,000.00	CITIGRP		101.50	10,150,190.00	156,490.00	151,471.84		0.61	0.21
DTD 04/12/2019 2.650% 04/12/2022											
US BANK NA CINCINNATI FLOAT CORP	90331HPD9	10,000,000.00	JPMCHAS		100.24	10,024,480.00	90,680.00	48,161.30		0.23	0.57
NOTE (
DTD 05/23/2019 0.571% 05/23/2022											
US BANK NA CINCINNATI FLOAT CORP	90331HPD9	10,000,000.00	JPMCHAS		100.24	10,024,480.00	91,780.00	48,653.06		0.23	0.57
NOTE (
DTD 05/23/2019 0.571% 05/23/2022											
JOHN DEERE CAPITAL CORP NOTES	24422EVA4	5,000,000.00	CITI		101.41	5,070,280.00	76,730.00	72,109.10		0.78	0.16
DTD 09/12/2019 1.950% 06/13/2022											
JOHN DEERE CAPITAL CORP CORPORATE	24422EVG1	5,000,000.00	BARCLAY		100.33	5,016,250.00	17,300.00	16,673.59		0.85	0.17
NOTES											
DTD 06/04/2020 0.550% 07/05/2022											
CHEVRON USA INC CORPORATE NOTES	166756AF3	14,500,000.00	CITIGRP		100.12	14,517,719.00	17,719.00	17,719.00		0.95	0.20
DTD 08/12/2020 0.333% 08/12/2022											
EXXON MOBIL CORPORATION CORPORATE	30231GBB7	3,000,000.00	MORGANST		101.65	3,049,626.00	49,626.00	49,626.00		0.96	0.18
NOTES											
DTD 08/16/2019 1.902% 08/16/2022											
US BANK NA CINCINNATI	90331HPF4	12,000,000.00	BARCLAYS		102.16	12,259,116.00	269,196.00	263,543.33		1.26	0.35
DTD 12/09/2019 1.950% 01/09/2023											
BANK OF NY MELLON CORP NOTES (CALLABLE)	06406RAM9	5,000,000.00	DIRECT		102.13	5,106,425.00	34,075.00	70,397.65		1.33	0.33
DTD 01/28/2020 1.850% 01/27/2023											
JOHN DEERE CAPITAL CORP CORPORATE	24422EVH9	3,000,000.00	BARCLAY		100.66	3,019,869.00	22,329.00	21,337.13		1.84	0.34
NOTES											
DTD 06/04/2020 0.700% 07/05/2023											



Managed Account Fair Market Value & Analytics

For the Month Ending August 31, 2021

SAN BERNARDINO COUNTY - 76990800

Security Type/Description	Dated Date/Coupon/Maturity	CUSIP	Par	Broker	Next Call Date	Market Price	Market Value	Unreal G/L On Cost	Unreal G/L Amort Cost	Effective Duration	YTM at Mkt
Corporate Note											
CHEVRON USA INC CORPORATE NOTES	166756AJ5	10,000,000.00	BARCLAY			100.12	10,012,090.00	12,090.00	12,090.00	1.94	0.36
DTD 08/12/2020 0.426% 08/11/2023											
JOHN DEERE CAPITAL CORP CORPORATE NOTES	24422EVJ5	3,000,000.00	MITTSU			100.16	3,004,788.00	8,268.00	7,229.72	2.10	0.32
DTD 10/09/2020 0.400% 10/10/2023											
BANK ON NY MELLON CORP FLT NOTES (CALLAB)	06406RAT4	15,000,000.00	JPM		03/26/24	100.30	15,045,270.00	45,270.00	45,270.00	0.00	0.31
DTD 04/26/2021 0.310% 04/26/2024											
BANK OF NY MELLON CORP NOTES (CALLABLE)	06406RAS6	35,000,000.00	JPM		03/26/24	99.93	34,975,430.00	12,880.00	8,506.28	2.55	0.53
DTD 04/26/2021 0.500% 04/26/2024											
JOHN DEERE CAPITAL CORP CORPORATE NOTES	24422EV09	30,000,000.00	LOOP			99.61	29,883,660.00	(78,840.00)	(81,687.67)	2.75	0.59
DTD 06/10/2021 0.450% 06/07/2024											
TOYOTA MOTOR CREDIT CORP CORPORATE NOTES	89236TJH9	15,000,000.00	CITIGRP			99.69	14,952,840.00	(29,310.00)	(30,531.49)	2.78	0.61
DTD 06/18/2021 0.500% 06/18/2024											
TOTOTA MOTOR CREDIT CORP NOTE (FLOAT)	89236TJJ5	20,000,000.00	CITIGRP			100.04	20,007,980.00	7,980.00	7,980.00	0.00	0.31
DTD 06/18/2021 0.310% 06/18/2024											
Security Type Sub-Total			225,500,000.00				226,224,278.00	912,248.00	832,876.37	1.36	0.41
Commercial Paper											
EXXON MOBIL CORP COMM PAPER	30229AW13	50,000,000.00	EXXON			100.00	49,999,950.00	80,769.44	(50.00)	0.00	0.04
DTD 12/18/2020 0.000% 09/01/2021											
BOFA SECURITIES INC COMM PAPER	06054NW80	25,000,000.00	BK AMER			100.00	24,999,525.00	22,025.00	400.00	0.02	0.09
-- 0.000% 09/08/2021											
NATIXIS NY BRANCH COMM PAPER	63873JW89	50,000,000.00	NATIXIS			100.00	49,999,550.00	47,050.00	1,397.22	0.02	0.04
DTD 01/27/2020 0.000% 09/08/2021											
BOFA SECURITIES INC COMM PAPER	06054NW98	25,000,000.00	BK AMER			100.00	24,999,450.00	22,075.00	450.00	0.03	0.09
-- 0.000% 09/09/2021											
BOFA SECURITIES INC COMM PAPER	06054NWE7	25,000,000.00	BK AMER			100.00	24,999,125.00	22,375.00	750.00	0.04	0.09
-- 0.000% 09/14/2021											



Managed Account Fair Market Value & Analytics

For the Month Ending August 31, 2021

SAN BERNARDINO COUNTY - 76990800

Security Type/Description	Dated Date/Coupon/Maturity	CUSIP	Par	Broker	Next Call Date	Market Price	Market Value	Unreal G/L On Cost	Unreal G/L Amort Cost	Effective Duration	YTM at Mkt
Commercial Paper											
CHEVRON CORP COMM PAPER	DTD 12/09/2020 0.000% 09/22/2021	16677JWN2	50,000,000.00	BARCLAY		100.00	49,998,250.00	38,888.89	2,333.33	0.06	0.06
BOFA SECURITIES INC COMM PAPER	-- 0.000% 09/30/2021	06054NWW7	25,000,000.00	BK AMER		99.99	24,998,000.00	23,250.00	1,625.00	0.08	0.10
JP MORGAN SECURITIES LLC COMM PAPER	DTD 02/17/2021 0.000% 10/01/2021	46640PX16	50,000,000.00	CHASE		99.99	49,995,200.00	45,200.00	1,866.67	0.09	0.11
EXXON MOBIL CORP COMM PAPER	DTD 12/30/2020 0.000% 10/07/2021	30229AX79	50,000,000.00	EXXON		99.99	49,997,000.00	31,125.00	3,500.00	0.10	0.06
COOPERATIVE RABOBANK UA COMM PAPER	DTD 08/26/2020 0.000% 10/20/2021	21687AXL2	50,000,000.00	RABOBAN		99.99	49,993,800.00	45,508.33	5,369.44	0.14	0.09
BNP PARIBAS NY BRANCH COMM PAPER	DTD 09/17/2020 0.000% 10/29/2021	09659BXV7	25,000,000.00	BNP		99.98	24,996,150.00	6,650.00	983.33	0.16	0.09
COOPERATIVE RABOBANK UA COMM PAPER	DTD 08/26/2020 0.000% 11/01/2021	21687AY15	50,000,000.00	RABOBAN		99.98	49,991,950.00	44,130.56	6,352.78	0.17	0.09
CREDIT AGRICOLE CIB NY COMM PAPER	-- 0.000% 11/01/2021	22533TY18	50,000,000.00	CREDITA		99.99	49,993,700.00	28,505.56	5,561.11	0.17	0.07
EXXON MOBIL CORP COMM PAPER	DTD 12/30/2020 0.000% 11/03/2021	30229AY37	50,000,000.00	EXXON		99.99	49,994,450.00	36,450.00	6,700.00	0.18	0.06
CREDIT AGRICOLE CIB NY COMM PAPER	DTD 05/06/2021 0.000% 11/05/2021	22533TY59	50,000,000.00	CREDITA		99.99	49,993,150.00	28,733.33	5,788.89	0.18	0.07
TOYOTA MOTOR CREDIT CORP COMM PAPER	DTD 03/18/2021 0.000% 11/12/2021	89233GYC4	50,000,000.00	TOYOTA		99.98	49,988,850.00	49,016.67	7,850.00	0.20	0.11
JP MORGAN SECURITIES LLC COMM PAPER	DTD 10/01/2020 0.000% 11/17/2021	46640PYH0	25,000,000.00	CHASE		99.97	24,993,250.00	25,750.00	2,875.00	0.22	0.12
CREDIT AGRICOLE CIB NY COMM PAPER	DTD 04/06/2021 0.000% 12/01/2021	22533TZ17	126,000,000.00	CREDITA		99.98	125,972,784.00	82,509.00	20,559.00	0.26	0.08
JP MORGAN SECURITIES LLC COMM PAPER	DTD 03/22/2021 0.000% 12/17/2021	46640PZH9	25,000,000.00	CHASE		99.96	24,990,050.00	27,133.33	4,911.11	0.30	0.13
COOPERATIVE RABOBANK U.A. COMM PAPER	DTD 11/03/2020 0.000% 12/17/2021	21687AZH9	50,000,000.00	RABOBAN		99.97	49,983,550.00	12,883.33	1,383.33	0.30	0.11



Managed Account Fair Market Value & Analytics

For the Month Ending **August 31, 2021**

SAN BERNARDINO COUNTY - 76990800

Security Type/Description	Dated Date/Coupon/Maturity	CUSIP	Par	Broker	Next Call Date	Market Price	Market Value	Unreal G/L On Cost	Unreal G/L Amort Cost	Effective Duration	YTM at Mkt
Commercial Paper											
BOFA SECURITIES INC COMM PAPER	06054NZU8	06054NZU8	50,000,000.00	BAML		99.96	49,979,600.00	16,350.00	2,544.44	0.33	0.12
DTD 03/05/2021 0.000% 12/28/2021											
COOPERATIVE RABOBANK U.A. COMM PAPER	21687AZW6	21687AZW6	50,000,000.00	RABOBAN		99.96	49,980,800.00	12,300.00	800.00	0.34	0.11
DTD 11/03/2020 0.000% 12/30/2021											
NATIXIS NY BRANCH COMM PAPER	63873KA31	63873KA31	50,000,000.00	NATIXIS		99.97	49,983,300.00	54,466.67	19,466.67	0.35	0.10
DTD 04/08/2021 0.000% 01/03/2022											
NATIXIS NY BRANCH COMM PAPER	63873KA72	63873KA72	50,000,000.00	NATIXIS		99.96	49,982,400.00	1,011.11	177.78	0.36	0.10
DTD 12/21/2020 0.000% 01/07/2022											
NATIXIS NY BRANCH COMM PAPER	63873KAC1	63873KAC1	25,000,000.00	NATIXIS		99.96	24,990,650.00	302.78	(113.89)	0.37	0.10
DTD 12/21/2020 0.000% 01/12/2022											
NATIXIS NY BRANCH COMM PAPER	63873KB97	63873KB97	50,000,000.00	NATIXIS		99.95	49,974,500.00	13,680.56	3,569.45	0.45	0.11
DTD 12/21/2020 0.000% 02/09/2022											
CANADIAN IMPERIAL HLDING COMM PAPER	13607FC12	13607FC12	50,000,000.00	CIBC		99.93	49,966,300.00	(116.67)	(1,019.45)	0.51	0.13
DTD 10/30/2020 0.000% 03/01/2022											
TOYOTA MOTOR CREDIT CORP COMM PAPER	89233HC77	89233HC77	50,000,000.00	TOYOTA		99.92	49,961,800.00	18,688.89	3,355.56	0.52	0.15
DTD 09/01/2020 0.000% 03/07/2022											
NATIXIS NY BRANCH COMM PAPER	63873KC96	63873KC96	50,000,000.00	NATIXIS		99.93	49,966,700.00	24,033.33	8,700.00	0.53	0.13
DTD 12/21/2020 0.000% 03/09/2022											
JP MORGAN SECURITIES LLC COMM PAPER	46640QD16	46640QD16	50,000,000.00	CHASE		99.90	49,952,450.00	15,491.67	2,505.56	0.59	0.16
DTD 03/22/2021 0.000% 04/01/2022											
CREDIT AGRICOLE CIB NY COMM PAPER	22533UDV2	22533UDV2	50,000,000.00	CREDITA		99.91	49,953,650.00	(2,113.89)	(3,016.67)	0.67	0.14
DTD 08/02/2021 0.000% 04/29/2022											
ROYAL BANK OF CANADA NY COMM PAPER	78015DEJ5	78015DEJ5	50,000,000.00	RBC		99.88	49,938,800.00	(2,311.11)	(3,644.44)	0.72	0.17
DTD 05/26/2021 0.000% 05/18/2022											
Security Type Sub-Total			1,476,000,000.00				1,475,508,684.00	871,811.78	113,931.22	0.28	0.10

Certificate of Deposit

BANK OF NOVA SCOTIA HOUS CERT DEPOS	06417MMK8	06417MMK8	50,000,000.00	SCOTIA		100.00	50,000,249.80	249.80	249.80	0.00	0.07
DTD 12/08/2020 0.250% 09/01/2021											



Managed Account Fair Market Value & Analytics

For the Month Ending August 31, 2021

SAN BERNARDINO COUNTY - 76990800

Security Type/Description	Dated Date/Coupon/Maturity	CUSIP	Par	Broker	Next Call Date	Market Price	Market Value	Unreal G/L On Cost	Unreal G/L Amort Cost	Effective Duration	YTM at Mkt
Certificate of Deposit											
ROYAL BANK OF CANADA NY CERT DEPOS	78012UE35	50,000,000.00	RBC			100.00	50,000,111.00	111.00	111.00	0.00	0.07
DTD 01/28/2021 0.150% 09/01/2021											
SWEDBANK NY CERT DEPOS	87019VT23	50,000,000.00	DIRECT			100.00	50,000,166.40	166.40	166.40	0.01	0.11
DTD 02/26/2021 0.170% 09/02/2021											
SVENSKA HANDELSBANKEN NY CERT DEPOS	86959RPC8	50,000,000.00	DIRECT			100.00	50,002,148.40	2,148.40	2,148.40	0.09	0.12
DTD 03/15/2021 0.170% 10/01/2021											
TORONTO DOMINION BANK NY CERT DEPOS	89114W4P7	50,000,000.00	TOR DOM			100.00	50,002,148.45	2,148.45	2,148.45	0.09	0.12
DTD 03/17/2021 0.170% 10/01/2021											
SWEDBANK (NEW YORK) CERT DEPOS	87019VU96	25,000,000.00	DIRECT			100.00	25,001,178.35	1,178.35	1,178.35	0.09	0.12
DTD 03/29/2021 0.170% 10/04/2021											
TORONTO DOMINION BANK NY CERT DEPOS	89114W5B7	50,000,000.00	TOR DOM			100.01	50,002,495.10	2,495.10	2,495.10	0.10	0.12
DTD 03/24/2021 0.170% 10/06/2021											
TORONTO DOMINION BANK NY CERT DEPOS	89114W2H7	50,000,000.00	TOR DOM			100.00	50,001,711.80	1,711.80	1,711.80	0.17	0.14
DTD 02/26/2021 0.160% 11/01/2021											
NORDEA BANK ABP NEW YORK CERT DEPOS	65558UAT9	75,000,000.00	CASTLE			100.00	75,001,509.83	1,509.83	1,509.83	0.20	0.14
DTD 05/04/2021 0.150% 11/12/2021											
SWEDBANK NY CERT DEPOS	87019VZ83	50,000,000.00	DIRECT			99.98	49,990,998.65	(9,001.35)	(9,001.35)	0.30	0.18
DTD 06/23/2021 0.120% 12/17/2021											
NORDEA BANK ABP NEW YORK CERT DEPOS	65558UBCS	75,000,000.00	CHASE			99.99	74,993,234.55	(6,765.45)	(6,765.45)	0.30	0.18
DTD 05/10/2021 0.150% 12/17/2021											
BANK OF MONTREAL CHICAGO CERT DEPOS	06367CG50	100,000,000.00	BMO			99.98	99,976,000.30	(23,999.70)	(23,999.70)	0.30	0.18
DTD 06/08/2021 0.100% 12/17/2021											
TORONTO DOMINION BANK NY CERT DEPOS	89114W5K7	25,000,000.00	TOR DOM			100.00	24,999,121.13	(878.87)	(878.87)	0.35	0.18
DTD 03/30/2021 0.170% 01/03/2022											
SWEDBANK NY CERT DEPOS	87019V2C0	25,000,000.00	DIRECT			99.98	24,994,791.63	(5,208.37)	(5,208.37)	0.35	0.18
DTD 06/29/2021 0.120% 01/03/2022											



Managed Account Fair Market Value & Analytics

For the Month Ending August 31, 2021

SAN BERNARDINO COUNTY - 76990800

Security Type/Description	Dated Date/Coupon/Maturity	CUSIP	Par	Broker	Next Call Date	Market Price	Market Value	Unreal G/L On Cost	Unreal G/L Amort Cost	Effective Duration	YTM at Mkt
Certificate of Deposit											
TORONTO DOMINION BANK NY CERT DEPOS		89114W4H5	50,000,000.00	TOR DOM		100.00	50,001,707.15	1,707.15	1,707.15	0.35	0.18
DTD 03/15/2021 0.190% 01/03/2022											
BANK OF MONTREAL CHICAGO CERT DEPOS		06367CB48	50,000,000.00	BMO		100.01	50,004,232.55	4,232.55	4,232.55	0.43	0.18
DTD 02/16/2021 0.200% 02/01/2022											
TORONTO DOMINION BANK NY CERT DEPOS		89114W4E2	50,000,000.00	TOR DOM		100.01	50,006,373.80	6,373.80	6,373.80	0.43	0.18
DTD 03/15/2021 0.210% 02/01/2022											
BNP PARIBAS NY BRANCH CERT DEPOS		05586FHG5	100,000,000.00	BNP		100.00	100,004,226.10	4,226.10	4,226.10	0.43	0.18
DTD 05/04/2021 0.190% 02/01/2022											
NORDEA BANK ABP NEW YORK CERT DEPOS		6558UDL3	50,000,000.00	LOOP CA		99.98	49,988,889.65	(11,110.35)	(11,110.35)	0.44	0.18
DTD 07/06/2021 0.130% 02/07/2022											
SWEDBANK NY CERT DEPOS		87019V2W6	50,000,000.00	DIRECT		99.97	49,985,345.20	(14,654.80)	(14,654.80)	0.49	0.18
DTD 08/24/2021 0.120% 02/23/2022											
ROYAL BANK OF CANADA NY CERT DEPOS		78012UJ55	50,000,000.00	RBC		100.01	50,004,998.25	4,998.25	4,998.25	0.51	0.20
DTD 03/15/2021 0.220% 03/01/2022											
SWEDBANK NY CERT DEPOS		87019V2X4	50,000,000.00	DIRECT		99.96	49,982,322.45	(17,677.55)	(17,677.55)	0.51	0.20
DTD 08/26/2021 0.130% 03/01/2022											
CANADIAN IMP BK COMM NY CERT DEPOS		13606CUH5	50,000,000.00	CIBC		99.97	49,985,836.35	(14,163.65)	(14,163.65)	0.57	0.20
DTD 07/07/2021 0.150% 03/23/2022											
BNP PARIBAS NY BRANCH CERT DEPOS		05586FJL2	125,000,000.00	BNP		100.01	125,016,804.50	16,804.50	16,804.50	0.68	0.20
DTD 05/10/2021 0.220% 05/02/2022											
CANADIAN IMP BK COMM NY CERT DEPOS		13606CTM6	50,000,000.00	CIBC		99.96	49,980,963.50	(19,036.50)	(19,036.50)	0.76	0.23
DTD 05/27/2021 0.180% 06/01/2022											
ROYAL BANK OF CANADA NY CERT DEPOS		78012UM36	50,000,000.00	RBC		99.96	49,980,963.05	(19,036.95)	(19,036.95)	0.76	0.23
DTD 05/26/2021 0.180% 06/01/2022											
BANK OF NOVA SCOTIA HOUS CERT DEPOS		06417MOS7	50,000,000.00	SCOTIA		99.96	49,980,981.40	(19,018.60)	(19,018.60)	0.76	0.23
DTD 07/07/2021 0.180% 06/01/2022											
BANK OF MONTREAL CHICAGO FLOATING CD		06367CHL4	50,000,000.00	CHASE		99.98	49,988,350.00	(15,906.50)	(15,836.95)	0.00	0.19
DTD 06/29/2021 0.190% 06/29/2022											



Managed Account Fair Market Value & Analytics

For the Month Ending August 31, 2021

SAN BERNARDINO COUNTY - 76990800

Security Type/Description	Dated Date/Coupon/Maturity	CUSIP	Par	Broker	Next Call Date	Market Price	Market Value	Unreal G/L On Cost	Unreal G/L Amort Cost	Effective Duration	YTM at Mkt
Certificate of Deposit											
ROYAL BANK OF CANADA NY CERT DEPOS	78012UN92	50,000,000.00	RBC			99.97	49,987,320.75	(12,679.25)	(12,679.25)	0.84	0.23
DTD 06/23/2021 0.200% 07/01/2022											
NORDEA BANK ABP NEW YORK CERT DEPOS	65558UDE9	50,000,000.00	CASTLE			99.97	49,983,109.55	(16,890.45)	(16,890.45)	0.84	0.23
DTD 06/25/2021 0.190% 07/01/2022											
BANK OF NOVA SCOTIA HOUS CERT DEPOS	06417MOM0	75,000,000.00	CHASE			99.97	74,980,981.88	(19,018.12)	(19,018.12)	0.84	0.23
DTD 06/24/2021 0.200% 07/01/2022											
BANK OF MONTREAL CHICAGO CERT DEPOS	06367CGY7	100,000,000.00	BMO			99.97	99,974,641.50	(25,358.50)	(25,358.50)	0.84	0.23
DTD 06/23/2021 0.200% 07/01/2022											
CANADIAN IMP BK COMM NY CERT DEPOS	13606CUC6	100,000,000.00	CIBC			99.97	99,974,641.50	(25,358.50)	(25,358.50)	0.84	0.23
DTD 06/23/2021 0.200% 07/01/2022											
SVENSKA HANDELSBANKEN NY CERT DEPOS	86959RSP6	100,000,000.00	DIRECT			99.95	99,953,566.20	(46,433.80)	(46,433.80)	0.93	0.23
DTD 08/26/2021 0.180% 08/01/2022											
Security Type Sub-Total			2,025,000,000.00				2,024,732,120.72	(272,135.78)	(272,066.23)	0.48	0.18

Bank Note	Security Type Sub-Total	Par	Broker	Next Call Date	Market Price	Market Value	Unreal G/L On Cost	Unreal G/L Amort Cost	Effective Duration	YTM at Mkt
WELLS FARGO BANK NOTE (CALLED, OMD)	94988J6A0	20,000,000.00	WELLSFAR	09/09/21	100.13	20,025,280.00	25,280.00	25,280.00	0.02	-2.94
9/9/2										
DTD 09/11/2019 2.082% 09/09/2021										
US BANK BANK NOTE (CALLABLE)	90331HNX7	10,000,000.00	MORGANST	10/15/21	100.38	10,037,860.00	51,660.00	38,816.93	0.13	1.63
DTD 11/16/2018 3.450% 11/16/2021										
US BANK NA CINCINNATI BKNT (CALLABLE)	90331HPJ6	8,000,000.00	MORGANST	12/21/21	100.50	8,040,088.00	42,888.00	40,631.91	0.31	0.52
DTD 01/21/2020 1.800% 01/21/2022										
US BANK NA CORP NOTE (CALLABLE)	90331HPC1	7,000,000.00	BARCLAYS	04/22/22	101.60	7,111,902.00	119,322.00	113,689.30	0.64	0.46
DTD 05/23/2019 2.650% 05/23/2022										
Security Type Sub-Total		45,000,000.00				45,215,130.00	239,150.00	218,418.14	0.19	(0.78)

Asset-Backed Security	Security Type Sub-Total	Par	Broker	Next Call Date	Market Price	Market Value	Unreal G/L On Cost	Unreal G/L Amort Cost	Effective Duration	YTM at Mkt
MBALT 2019-B A3	58769OAC5	1,568,499.01	WELLSFAR		100.54	1,576,890.48	8,640.87	8,487.99	0.30	1.52
DTD 11/20/2019 2.000% 10/17/2022										



Managed Account Fair Market Value & Analytics

For the Month Ending August 31, 2021

SAN BERNARDINO COUNTY - 76990800

Security Type/Description	Dated Date/Coupon/Maturity	CUSIP	Par	Broker	Next Call Date	Market Price	Market Value	Unreal G/L On Cost	Unreal G/L Amort Cost	Effective Duration	YTM at Mkt
Asset-Backed Security											
HAROT 2020-1 A2	DTD 02/26/2020 1.630% 10/21/2022	43813RAB3	1,189,893.31	JPM_CHAS		100.14	1,191,603.66	1,830.89	1,762.03	0.11	1.50
TAOT 2020-A A2	DTD 02/12/2020 1.670% 11/15/2022	89232HAB1	1,511,382.61	MUFG		100.11	1,513,034.55	1,670.53	1,660.06	0.09	1.58
MBALT 2020-A A3	DTD 01/29/2020 1.840% 12/15/2022	58770FAC6	4,227,976.95	MUFG		100.59	4,252,752.89	25,333.19	25,025.14	0.37	1.38
JOHN DEERE OWNER TRUST OTHER ABS	DTD 03/11/2020 1.010% 01/15/2023	47789KAB9	656,357.10	BOFA		100.08	656,876.34	565.65	541.60	1.37	0.95
HAROT 2019-1 A3	DTD 02/27/2019 2.830% 03/20/2023	43814WAC9	1,689,268.20	BK AMER		100.95	1,705,342.94	16,120.01	16,092.00	0.35	2.21
HAROT 2019-2 A3	DTD 05/29/2019 2.520% 06/21/2023	43815WAC0	4,849,183.43	JPMCHASE		101.07	4,900,998.89	51,996.33	51,895.66	0.48	1.92
JDOT 2019-A A3	DTD 03/13/2019 2.910% 07/15/2023	47789JAD8	1,733,567.24	CITI		101.01	1,751,041.08	17,686.89	17,565.51	0.36	2.36
TAOT 2019-A A3	DTD 02/13/2019 2.910% 07/15/2023	89239AAD5	3,719,680.21	SOC GEN		101.11	3,761,005.49	42,003.00	41,611.83	0.42	2.30
TAOT 2019-B A3	DTD 05/08/2019 2.570% 08/15/2023	89239JAD6	3,051,928.60	BAML		101.05	3,083,910.06	32,468.24	32,203.94	0.45	2.02
HAROT 2019-3 A3	DTD 08/27/2019 1.780% 08/15/2023	43815NAC8	3,720,025.81	SOCGEN		100.88	3,752,935.39	32,940.46	32,924.77	0.50	1.32
TAOT 2019-C A3	DTD 08/14/2019 1.910% 09/15/2023	89238UAD2	3,578,586.10	JPM		100.85	3,608,963.29	30,406.53	30,391.81	0.49	1.49
TLOT 2021-A A2	DTD 04/21/2021 0.270% 09/20/2023	89238EAB2	6,000,000.00	JPMCHAS		100.06	6,003,636.02	4,405.22	4,289.23	0.87	0.24
HAROT 2021-2 A3	DTD 05/26/2021 0.490% 11/15/2023	43811JAB3	20,000,000.00	CITIGRP		99.95	19,989,388.00	(10,426.00)	(10,446.19)	2.20	0.51
JDOT 2019-B A3	DTD 07/24/2019 2.210% 12/15/2023	477870AC3	1,526,700.46	RBC		101.03	1,542,486.70	16,110.36	15,954.86	0.54	1.75
TAOT 2019-D A3	DTD 11/13/2019 1.920% 01/16/2024	89233MAD5	4,275,741.37	BARCLAYS		101.03	4,319,575.42	44,142.76	44,009.56	0.58	1.48
MBALT 2021-B A2	DTD 06/29/2021 0.220% 01/16/2024	58769KAC8	27,500,000.00	JPMCHAS		100.04	27,510,029.25	12,333.75	12,175.33	0.91	0.20
TAOT 2021-B A3	DTD 06/14/2021 0.460% 01/16/2024	89190GAB3	35,000,000.00	CITIGRP		99.95	34,980,732.50	(18,623.50)	(18,677.28)	2.37	0.48



Managed Account Fair Market Value & Analytics

For the Month Ending August 31, 2021

SAN BERNARDINO COUNTY - 76990800

Security Type/Description	Dated Date/Coupon/Maturity	CUSIP	Par	Broker	Next Call Date	Market Price	Market Value	Unreal G/L On Cost	Unreal G/L Amort Cost	Effective Duration	YTM at Mkt
Asset-Backed Security											
HAROT 2019-4 A3		43813VAC2	8,389,457.37	CITI		101.22	8,491,593.14	103,630.77	102,993.86	0.65	1.31
DTD 11/26/2019 1.830% 01/18/2024											
HART 2019-B A3		44891JAC2	2,930,917.64	RBC CAP		100.91	2,957,447.43	26,664.90	26,607.38	0.52	1.56
DTD 11/06/2019 1.940% 02/15/2024											
MBART 2019-1 A3		58769TAD7	5,382,665.82	MIZUHO		100.93	5,432,913.01	50,988.38	50,667.49	0.50	1.57
DTD 09/25/2019 1.940% 03/15/2024											
TLOT 2021-A A3		89238EAC0	4,500,000.00	JPMCHAS		100.17	4,507,440.49	7,965.64	7,901.97	1.68	0.33
DTD 04/21/2021 0.390% 04/22/2024											
HAROT 2020-1 A3		43813RAC1	10,000,000.00	JPM_CHAS		101.22	10,122,300.00	124,260.00	123,545.51	0.82	1.14
DTD 02/26/2020 1.610% 04/22/2024											
TAOT 2020-A A3		89233HAC9	15,000,000.00	MUFG		101.10	15,164,835.00	165,918.00	165,522.85	0.76	1.25
DTD 02/12/2020 1.660% 05/15/2024											
HART 2021-B A2		44934KAB0	19,000,000.00	CITIGRP		100.18	19,035,018.90	36,742.20	36,683.18	0.98	0.17
DTD 07/28/2021 0.240% 05/15/2024											
JDOT 2021-B A2		47789OAB6	26,000,000.00	MITSU		100.04	26,011,120.20	11,707.80	11,684.56	1.11	0.24
DTD 07/21/2021 0.250% 06/17/2024											
JOHN DEERE OWNER TRUST		47789KAC7	5,000,000.00	BOFA		100.78	5,039,225.50	39,531.00	39,429.23	0.85	0.83
DTD 03/11/2020 1.100% 08/15/2024											
CHAIT 2012-A7 A7		161571FO2	10,000,000.00	JPMCHASE		102.09	10,208,600.00	148,443.75	171,991.76	2.95	1.46
DTD 10/09/2012 2.160% 09/15/2024											
MBALT 2021-B A3		58769KAD6	16,500,000.00	JPMCHAS		100.10	16,516,750.80	17,996.55	17,931.99	1.90	0.37
DTD 06/29/2021 0.400% 11/15/2024											
CHAIT 2020-A1 A1		161571HP2	8,000,000.00	JPMCHASE		101.84	8,147,079.20	148,912.00	148,338.55	3.29	0.98
DTD 02/18/2020 1.530% 01/15/2025											
HAROT 2021-2 A3		43811JAC1	19,000,000.00	CITIGRP		99.97	18,994,224.00	(5,035.00)	(5,082.09)	1.95	0.34
DTD 05/26/2021 0.330% 08/15/2025											
TAOT 2021-B A3		89190GAC1	37,000,000.00	CITIGRP		99.76	36,910,397.10	(85,618.00)	(85,812.69)	2.06	0.32
DTD 06/14/2021 0.260% 11/17/2025											
HART 2021-B A3		44934KAC8	17,000,000.00	CITIGRP		100.41	17,069,839.40	73,591.30	73,510.84	2.24	0.29
DTD 07/28/2021 0.380% 01/15/2026											
JDOT 2021-B A3		47789OAC4	13,500,000.00	MITSU		100.15	13,520,032.65	21,236.85	21,207.08	2.49	0.49
DTD 07/21/2021 0.520% 03/16/2026											
Security Type Sub-Total			343,001,831.23				344,230,019.77	1,196,541.32	1,214,589.32	1.56	0.66



Managed Account Fair Market Value & Analytics

For the Month Ending **August 31, 2021**

SAN BERNARDINO COUNTY - 76990800

Security Type/Description	Dated Date/Coupon/Maturity	CUSIP	Par	Broker	Next Call Date	Market Price	Market Value	Unreal G/L On Cost	Unreal G/L Amort Cost	Effective Duration	YTM at Mkt
Managed Account Sub-Total			9,098,806,200.54			9,182,323,100.19	73,083,910.14	68,353,929.14	1.15	0.24	
Securities Sub-Total			\$9,098,806,200.54			\$9,182,323,100.19	\$73,083,910.14	\$68,353,929.14	1.15	0.24%	
Accrued Interest						\$13,344,982.36					
Total Investments						\$9,195,668,082.55					



Managed Account Security Transactions & Interest

For the Month Ending **August 31, 2021**

SAN BERNARDINO COUNTY - 76990800

Transaction Type	Trade	Settle	Security Description	CUSIP	Par	Principal Proceeds	Accrued Interest	Total	Realized G/L Cost	Realized G/L Amort Cost	Sale Method
BUY											
	08/02/21	08/02/21	BANK OF THE WEST MONEY MARKET FUND	BKOFWEST7	96,000,000.00	(96,000,000.00)	0.00	(96,000,000.00)			
	08/11/21	08/11/21	CALIFORNIA ASSET MANAGEMENT PROGRAM	CAMPMF025	67,000,000.00	(67,000,000.00)	0.00	(67,000,000.00)			
	08/18/21	08/18/21	COOPERATIVE RABOBANK UA COMM PAPER	21687AVK6	56,000,000.00	(55,999,891.11)	0.00	(55,999,891.11)			
	08/18/21	08/18/21	DTD 07/01/2021 0.000% 08/19/2021 BANK OF THE WEST MONEY MARKET FUND	BKOFWEST7	4,000,000.00	(4,000,000.00)	0.00	(4,000,000.00)			
	08/19/21	08/19/21	COOPERATIVE RABOBANK UA COMM PAPER	21687AVL4	67,000,000.00	(66,999,869.72)	0.00	(66,999,869.72)			
	08/19/21	08/19/21	DTD 07/01/2021 0.000% 08/20/2021 CALIFORNIA ASSET MANAGEMENT PROGRAM	CAMPMF025	99,000,000.00	(99,000,000.00)	0.00	(99,000,000.00)			
	08/20/21	08/20/21	CALIFORNIA ASSET MANAGEMENT PROGRAM	CAMPMF025	47,000,000.00	(47,000,000.00)	0.00	(47,000,000.00)			
	08/23/21	08/24/21	SWEDBANK NY CERT DEPOS	87019V2W6	50,000,000.00	(50,000,000.00)	0.00	(50,000,000.00)			
	08/24/21	08/24/21	DTD 08/24/2021 0.120% 02/23/2022 CALIFORNIA ASSET MANAGEMENT PROGRAM	CAMPMF025	131,000,000.00	(131,000,000.00)	0.00	(131,000,000.00)			
	08/25/21	08/26/21	SVENSKA HANDELSBANKEN NY CERT DEPOS	86959RSP6	100,000,000.00	(100,000,000.00)	0.00	(100,000,000.00)			
	08/25/21	08/26/21	DTD 08/26/2021 0.180% 08/01/2022 SWEDBANK NY CERT DEPOS	87019V2X4	50,000,000.00	(50,000,000.00)	0.00	(50,000,000.00)			
	08/25/21	08/26/21	DTD 08/26/2021 0.130% 03/01/2022 ROYAL BANK OF CANADA NY COMM PAPER	78015DEJ5	50,000,000.00	(49,941,111.11)	0.00	(49,941,111.11)			
	08/26/21	08/26/21	DTD 05/26/2021 0.000% 05/18/2022 NATIXIS NY BRANCH COMM PAPER	63873KA72	50,000,000.00	(49,981,388.89)	0.00	(49,981,388.89)			
	08/26/21	08/26/21	DTD 12/21/2020 0.000% 01/07/2022 CALIFORNIA ASSET MANAGEMENT PROGRAM	CAMPMF025	34,000,000.00	(34,000,000.00)	0.00	(34,000,000.00)			
	08/26/21	08/26/21	NATIXIS NY BRANCH COMM PAPER	63873KAC1	25,000,000.00	(24,990,347.22)	0.00	(24,990,347.22)			
	08/26/21	08/26/21	DTD 12/21/2020 0.000% 01/12/2022								



Managed Account Security Transactions & Interest

For the Month Ending August 31, 2021

SAN BERNARDINO COUNTY - 76990800

Transaction Type	Trade	Settle	Security Description	CUSIP	Par	Principal Proceeds	Accrued Interest	Total	Realized G/L Cost	Realized G/L Amort Cost	Sale Method
BUY											
	08/26/21	08/26/21	MORGAN STANLEY LIQ GOVT-INST FUND	61747C707	1,000,000.00	(1,000,000.00)	0.00	(1,000,000.00)			
	08/26/21	08/26/21	INVESTMENT TRUST OF CALIFORNIA	CALTRUST3	10,000,000.00	(10,000,000.00)	0.00	(10,000,000.00)			
	08/26/21	08/27/21	BANK OF MONTREAL CHICAGO FLOATING CD	06367CHL4	50,000,000.00	(50,004,256.50)	(15,569.44)	(50,019,825.94)			
	08/26/21	08/27/21	DTD 06/29/2021 0.190% 06/29/2022 CANADIAN IMPERIAL HLDING COMM PAPER	13607FC12	50,000,000.00	(49,966,416.67)	0.00	(49,966,416.67)			
	08/27/21	08/27/21	DTD 10/30/2020 0.000% 03/01/2022 CREDIT AGRICOLE CIB NY COMM PAPER	22533UDV2	50,000,000.00	(49,955,763.89)	0.00	(49,955,763.89)			
	08/27/21	08/27/21	DTD 08/02/2021 0.000% 04/29/2022								
Transaction Type Sub-Total					1,087,000,000.00	(1,086,839,045.11)	(15,569.44)	(1,086,854,614.55)			

INTEREST

	08/01/21	08/25/21	FHMS K033 A2	3137B4WB8	2,800,000.00	0.00	7,140.00	7,140.00			
	08/01/21	08/25/21	DTD 10/01/2013 3.060% 07/01/2023 FHMS K32 A1	3137F2U8	2,374,599.36	0.00	1,021.08	1,021.08			
	08/01/21	08/25/21	DTD 11/01/2020 0.516% 06/01/2025 FRESB 2021-SB82 A5	30318CAA5	4,989,036.62	0.00	2,785.54	2,785.54			
	08/01/21	08/25/21	DTD 01/01/2021 0.670% 11/01/2025 FHMS K729 A2	3137FCM43	16,500,000.00	0.00	43,119.45	43,119.45			
	08/01/21	08/25/21	DTD 12/01/2017 3.136% 10/01/2024 FHMS KMP1 A2	3137FATE8	50,000,000.00	0.00	124,250.00	124,250.00			
	08/01/21	08/25/21	DTD 09/01/2017 2.982% 08/01/2024 FRESB 2021-SB83	30318NAA1	3,842,836.08	0.00	2,017.49	2,017.49			
	08/01/21	08/25/21	DTD 02/01/2021 0.670% 01/01/2026 FHMS K729 A2	3137FOXJ7	8,250,000.00	0.00	17,359.65	17,359.65			
	08/01/21	08/25/21	DTD 01/01/2020 2.525% 10/01/2026 FHMS K045 A2	3137BHXJ1	25,000,000.00	0.00	62,979.18	62,979.18			
	08/01/21	08/25/21	DTD 05/01/2015 3.023% 01/01/2025 FHMS K726 A1	3137BYLE8	25,000,000.00	0.00	56,250.00	56,250.00			
	08/01/21	08/25/21	DTD 06/01/2017 2.700% 10/01/2025								



Managed Account Security Transactions & Interest

For the Month Ending August 31, 2021

SAN BERNARDINO COUNTY - 76990800

Transaction Type	Trade	Settle	Security Description	CUSIP	Par	Principal Proceeds	Accrued Interest	Total	Realized G/L Cost	Realized G/L Amort Cost	Sale Method
INTEREST											
	08/01/21	08/25/21	FHMS KJ34 A1	3137H1LS3	10,500,000.00	0.00	5,958.75	5,958.75			
			DTD 07/01/2021 0.681% 06/25/2026								
	08/01/21	08/25/21	FHMS KJ23 A1	3137FKS00	60,000,000.00	0.00	184,152.00	184,152.00			
			DTD 01/29/2019 3.683% 10/01/2025								
	08/01/21	08/25/21	FHMS KJ33 A1	3137F9ZD6	11,862,843.48	0.00	4,350.10	4,350.10			
			DTD 02/01/2021 0.440% 12/01/2025								
	08/03/21	08/03/21	FEDERAL FARM CREDIT BANK NOTES	3133EMPH9	50,000,000.00	0.00	31,250.00	31,250.00			
			DTD 02/03/2021 0.125% 02/03/2023								
	08/05/21	08/05/21	FANNIE MAE NOTES	3135GOV34	100,000,000.00	0.00	1,250,000.00	1,250,000.00			
			DTD 02/08/2019 2.500% 02/05/2024								
	08/11/21	08/11/21	CHEVRON USA INC CORPORATE NOTES	166756AJ5	10,000,000.00	0.00	21,300.00	21,300.00			
			DTD 08/12/2020 0.426% 08/11/2023								
	08/12/21	08/12/21	CHEVRON USA INC CORPORATE NOTES	166756AF3	14,500,000.00	0.00	24,142.50	24,142.50			
			DTD 08/12/2020 0.333% 08/12/2022								
	08/12/21	08/12/21	FREDDIE MAC NOTES	3137EAEF0	50,000,000.00	0.00	375,000.00	375,000.00			
			DTD 02/14/2020 1.500% 02/12/2025								
	08/13/21	08/13/21	FHLB BONDS	3130AFW94	50,000,000.00	0.00	625,000.00	625,000.00			
			DTD 02/15/2019 2.500% 02/13/2024								
	08/14/21	08/14/21	FEDERAL FARM CREDIT BANKS NOTES	3133EKZK5	10,000,000.00	0.00	80,000.00	80,000.00			
			DTD 08/14/2019 1.600% 08/14/2023								
	08/15/21	08/15/21	TAOT 2020-A A3	89232HAC9	15,000,000.00	0.00	20,750.00	20,750.00			
			DTD 02/12/2020 1.660% 05/15/2024								
	08/15/21	08/15/21	TAOT 2020-A A2	89232HAB1	2,307,966.49	0.00	3,211.92	3,211.92			
			DTD 02/12/2020 1.670% 11/15/2022								
	08/15/21	08/15/21	MBALT 2021-B A2	58769KAC8	27,500,000.00	0.00	5,041.66	5,041.66			
			DTD 06/29/2021 0.220% 01/16/2024								
	08/15/21	08/15/21	HART 2021-B A2	44934KAB0	19,000,000.00	0.00	2,153.33	2,153.33			
			DTD 07/28/2021 0.240% 05/15/2024								
	08/15/21	08/15/21	JOHN DEERE OWNER TRUST	47789KAC7	5,000,000.00	0.00	4,583.34	4,583.34			
			DTD 03/11/2020 1.100% 08/15/2024								
	08/15/21	08/15/21	HAROT 2021-2 A3	43811JAB3	20,000,000.00	0.00	2,833.34	2,833.34			
			DTD 05/26/2021 0.490% 11/15/2023								
	08/15/21	08/15/21	HAROT 2019-3 A3	43815NAC8	4,067,266.96	0.00	6,033.11	6,033.11			
			DTD 08/27/2019 1.780% 08/15/2023								



Managed Account Security Transactions & Interest

For the Month Ending August 31, 2021

SAN BERNARDINO COUNTY - 76990800

Transaction Type	Trade	Settle	Security Description	CUSIP	Par	Principal Proceeds	Accrued Interest	Total	Realized G/L Cost	Realized G/L Amort Cost	Sale Method
INTEREST											
	08/15/21	08/15/21	MBALT 2021-B A3	58769KAD6	16,500,000.00	0.00	5,499.99	5,499.99			
			DTD 06/29/2021 0.400% 11/15/2024								
	08/15/21	08/15/21	TAOT 2021-B A3	89190GAC1	37,000,000.00	0.00	8,016.68	8,016.68			
			DTD 06/14/2021 0.260% 11/17/2025								
	08/15/21	08/15/21	JOHN DEERE OWNER TRUST OTHER ABS	47789KAB9	1,027,700.61	0.00	864.98	864.98			
			DTD 03/11/2020 1.010% 01/15/2023								
	08/15/21	08/15/21	TAOT 2021-B A3	89190GAB3	35,000,000.00	0.00	4,083.35	4,083.35			
			DTD 06/14/2021 0.460% 01/16/2024								
	08/15/21	08/15/21	TAOT 2019-D A2	89233MAB9	145,629.89	0.00	233.01	233.01			
			DTD 11/13/2019 1.920% 07/15/2022								
	08/15/21	08/15/21	CHAIT 2012-A7 A7	161571FO2	10,000,000.00	0.00	18,000.00	18,000.00			
			DTD 10/09/2012 2.160% 09/15/2024								
	08/15/21	08/15/21	HAROT 2021-2 A3	43811JAC1	19,000,000.00	0.00	5,225.00	5,225.00			
			DTD 05/26/2021 0.330% 08/15/2025								
	08/15/21	08/15/21	MBALT 2019-B A3	58769OAC5	1,774,434.84	0.00	2,957.39	2,957.39			
			DTD 11/20/2019 2.000% 10/17/2022								
	08/15/21	08/15/21	MBART 2019-1 A3	58769TAD7	5,883,212.65	0.00	9,511.20	9,511.20			
			DTD 09/25/2019 1.940% 03/15/2024								
	08/15/21	08/15/21	HART 2019-B A3	44891JAC2	3,215,009.32	0.00	5,197.60	5,197.60			
			DTD 11/06/2019 1.940% 02/15/2024								
	08/15/21	08/15/21	TAOT 2019-B A3	89239JAD6	3,361,715.91	0.00	7,199.68	7,199.68			
			DTD 05/08/2019 2.570% 08/15/2023								
	08/15/21	08/15/21	JDOT 2019-A A3	47789JAD8	1,995,466.07	0.00	4,839.00	4,839.00			
			DTD 03/13/2019 2.910% 07/15/2023								
	08/15/21	08/15/21	US TREASURY NOTES	912828J27	50,000,000.00	0.00	500,000.00	500,000.00			
			DTD 02/17/2015 2.000% 02/15/2025								
	08/15/21	08/15/21	TAOT 2019-A A3	89239AAD5	4,122,538.85	0.00	9,997.16	9,997.16			
			DTD 02/13/2019 2.910% 07/15/2023								
	08/15/21	08/15/21	MBALT 2020-A A3	58770FAC6	4,681,916.35	0.00	7,178.94	7,178.94			
			DTD 01/29/2020 1.840% 12/15/2022								
	08/15/21	08/15/21	CHAIT 2020-A1 A1	161571HP2	8,000,000.00	0.00	10,200.00	10,200.00			
			DTD 02/18/2020 1.530% 01/15/2025								



Managed Account Security Transactions & Interest

For the Month Ending August 31, 2021

SAN BERNARDINO COUNTY - 76990800

Transaction Type	Trade	Settle	Security Description	CUSIP	Par	Principal Proceeds	Accrued Interest	Total	Realized G/L Cost	Realized G/L Amort Cost	Sale Method
INTEREST											
	08/15/21	08/15/21	TAOT 2019-D A3	89233MAD5	4,500,000.00	0.00	7,200.00	7,200.00			
			DTD 11/13/2019 1.920% 01/16/2024								
	08/15/21	08/15/21	JDOT 2019-B A3	477870AC3	1,662,470.74	0.00	3,061.72	3,061.72			
			DTD 07/24/2019 2.210% 12/15/2023								
	08/15/21	08/15/21	HART 2021-B A3	44934KAC8	17,000,000.00	0.00	3,050.55	3,050.55			
			DTD 07/28/2021 0.380% 01/15/2026								
	08/15/21	08/15/21	TAOT 2019-C A3	89238UAD2	3,918,819.95	0.00	6,237.46	6,237.46			
			DTD 08/14/2019 1.910% 09/15/2023								
	08/16/21	08/16/21	EXXON MOBIL CORPORATION CORPORATE NOTES	30231GBB7	3,000,000.00	0.00	28,530.00	28,530.00			
			DTD 08/16/2019 1.902% 08/16/2022								
	08/17/21	08/17/21	FEDERAL HOME LOAN BANKS NOTES	3130AJ7E3	50,000,000.00	0.00	343,750.00	343,750.00			
			DTD 02/21/2020 1.375% 02/17/2023								
	08/18/21	08/18/21	HAROT 2019-1 A3	43814WAC9	1,917,581.72	0.00	4,522.30	4,522.30			
			DTD 02/27/2019 2.830% 03/20/2023								
	08/18/21	08/18/21	HAROT 2019-4 A3	43813VAC2	9,000,000.00	0.00	13,725.00	13,725.00			
			DTD 11/26/2019 1.830% 01/18/2024								
	08/18/21	08/18/21	HAROT 2019-4 A2	43813VAB4	38,463.83	0.00	59.62	59.62			
			DTD 11/26/2019 1.860% 06/20/2022								
	08/20/21	08/20/21	TLOT 2021-A A3	89238EAC0	4,500,000.00	0.00	1,462.50	1,462.50			
			DTD 04/21/2021 0.390% 04/22/2024								
	08/20/21	08/20/21	TLOT 2021-A A2	89238EAB2	6,000,000.00	0.00	1,350.00	1,350.00			
			DTD 04/21/2021 0.270% 09/20/2023								
	08/21/21	08/21/21	HAROT 2019-2 A3	43815MAC0	5,362,126.22	0.00	11,260.47	11,260.47			
			DTD 05/29/2019 2.520% 06/21/2023								
	08/21/21	08/21/21	HAROT 2020-1 A3	43813RAC1	10,000,000.00	0.00	13,416.67	13,416.67			
			DTD 02/26/2020 1.610% 04/22/2024								
	08/21/21	08/21/21	HAROT 2020-1 A2	43813RAB3	1,802,124.77	0.00	2,447.90	2,447.90			
			DTD 02/26/2020 1.630% 10/21/2022								
	08/23/21	08/23/21	US BANK NA CINCINNATI FLOAT CORP NOTE (90331HPD9	20,000,000.00	0.00	29,834.36	29,834.36			
			DTD 05/23/2019 0.571% 05/23/2022								
	08/24/21	08/24/21	FREDDIE MAC NOTES	3137AEV7	45,000,000.00	0.00	56,250.00	56,250.00			
			DTD 08/21/2020 0.250% 08/24/2023								



Managed Account Security Transactions & Interest

For the Month Ending August 31, 2021

SAN BERNARDINO COUNTY - 76990800

Transaction Type	Trade	Settle	Security Description	CUSIP	Par	Principal Proceeds	Accrued Interest	Total	Realized G/L Cost	Realized G/L Amort Cost	Sale Method
INTEREST											
	08/25/21	08/25/21	FANNIE MAE NOTES DTD 08/27/2020 0.375% 08/25/2025	3135G05X7	50,000,000.00	0.00	93,750.00	93,750.00			
	08/31/21	08/31/21	US TREASURY NOTES DTD 02/28/2017 1.875% 02/28/2022	912828W55	25,000,000.00	0.00	234,375.00	234,375.00			
	08/31/21	08/31/21	INVESTMENT TRUST OF CALIFORNIA	CALTRUST3	0.00	0.00	49.32	49.32			
	08/31/21	08/31/21	FEDERATED GOVT OBLIGATIONS FUND	608919718	0.00	0.00	21.39	21.39			
	08/31/21	08/31/21	FIDELITY GOVT MM FUND 2642	31607A703	0.00	0.00	8.49	8.49			
	08/31/21	08/31/21	STONECASTLE FICA	FICAMF003	0.00	0.00	1,061.65	1,061.65			
	08/31/21	08/31/21	BANK OF THE WEST MONEY MARKET FUND	BKOFWEST7	0.00	0.00	11,537.55	11,537.55			
	08/31/21	08/31/21	MORGAN STANLEY LIQ GOVT-INST FUND	61747C707	0.00	0.00	4.27	4.27			
	08/31/21	08/31/21	US TREASURY NOTES	9128282D1	100,000,000.00	0.00	687,500.00	687,500.00			
	08/31/21	08/31/21	DTD 08/31/2016 1.375% 08/31/2023 CALIFORNIA ASSET MANAGEMENT PROGRAM	CAMPMF025	0.00	0.00	7,921.98	7,921.98			

Transaction Type Sub-Total **1,158,903,760.71** **0.00** **5,124,074.62** **5,124,074.62**

MATURITY											
	08/02/21	08/02/21	TOYOTA MOTOR CREDIT CORP COMM PAPER	89233GV29	50,000,000.00	50,000,000.00	0.00	50,000,000.00	71,805.56	0.00	
	08/02/21	08/02/21	DTD 12/10/2020 0.000% 08/02/2021 BANK OF MONTREAL CHI FLOATING CERT DEPOS	06367BSQ3	50,000,000.00	50,000,000.00	8,202.10	50,008,202.10	0.00	0.00	
	08/02/21	08/02/21	ROYAL BANK OF CANADA NY CERT DEPOS	78012UYE9	50,000,000.00	50,000,000.00	88,958.35	50,088,958.35	0.00	0.00	
	08/02/21	08/02/21	COOPERATIEVE RABOBANK U.A. COMM PAPER	21687AV26	50,000,000.00	50,000,000.00	0.00	50,000,000.00	37,916.67	0.00	
	08/02/21	08/02/21	SVENSKA HANDELSBANKEN NY CERT DEPOS	86959RLB4	50,000,000.00	50,000,000.00	87,208.35	50,087,208.35	0.00	0.00	
	08/02/21	08/02/21	DTD 11/02/2020 0.230% 08/02/2021								



Managed Account Security Transactions & Interest

For the Month Ending August 31, 2021

SAN BERNARDINO COUNTY - 76990800

Transaction Type	Trade Settle	Security Description	CUSIP	Par	Principal Proceeds	Accrued Interest	Total	Realized G/L Cost	Realized G/L Amort Cost	Sale Method
MATURITY										
	08/02/21	TORONTO DOMINION BANK NY CERT DEPOS	89114NNZ7	35,000,000.00	35,000,000.00	165,550.00	35,165,550.00	(52,132.50)	0.00	
	08/06/21	DTD 07/02/2020 0.430% 08/02/2021 SVENSKA HANDELSBANKEN NY CERT DEPOS	86959RMS6	50,000,000.00	50,000,000.00	38,750.00	50,038,750.00	0.00	0.00	
	08/11/21	DTD 02/01/2021 0.150% 08/06/2021 SWEDBANK (NEW YORK) CERT DEPOS	87019VT31	50,000,000.00	50,000,000.00	34,791.65	50,034,791.65	0.00	0.00	
	08/11/21	DTD 02/25/2021 0.150% 08/11/2021 LIBERTY STREET FDG LLC COMM PAPER	53127TVB6	25,000,000.00	25,000,000.00	0.00	25,000,000.00	15,750.00	0.00	
	08/12/21	DTD 07/08/2020 0.000% 08/11/2021 SWEDBANK (NEW YORK) CERT DEPOS	87019VU70	25,000,000.00	25,000,000.00	14,791.68	25,014,791.68	0.00	0.00	
	08/19/21	DTD 03/23/2021 0.150% 08/12/2021 COOPERATIEVE RABOBANK UA COMM PAPER	21687AVK6	56,000,000.00	56,000,000.00	0.00	56,000,000.00	108.89	0.00	
	08/20/21	DTD 07/01/2021 0.000% 08/19/2021 COOPERATIEVE RABOBANK UA COMM PAPER	21687AVL4	67,000,000.00	67,000,000.00	0.00	67,000,000.00	130.28	0.00	
	08/25/21	DTD 07/01/2021 0.000% 08/20/2021 SVENSKA HANDELSBANKEN NY CERT DEPOS	86959RLQ1	50,000,000.00	50,000,000.00	98,944.45	50,098,944.45	0.00	0.00	
	08/25/21	DTD 11/24/2020 0.260% 08/25/2021								
Transaction Type Sub-Total				608,000,000.00	608,000,000.00	537,196.58	608,537,196.58	73,578.90	0.00	
PAYDOWNS										
	08/01/21	FRESB 2021-SB82 A5	30318CAA5	888.66	888.66	0.00	888.66	(4.36)	0.00	
	08/01/21	DTD 01/01/2021 0.670% 11/01/2025 FHMS KJ33 A1	3137F9ZD6	26,421.12	26,421.12	0.00	26,421.12	0.85	0.00	
	08/01/21	DTD 02/01/2021 0.440% 12/01/2025 FRESB 2021-SB83	30318NAA1	3,852.36	3,852.36	0.00	3,852.36	(18.09)	0.00	
	08/01/21	DTD 02/01/2021 0.670% 01/01/2026 FRESB 2021-SB82 A5	30318CAA5	2,073.54	2,073.54	0.00	2,073.54	(10.17)	0.00	
	08/01/21	DTD 01/01/2021 0.670% 11/01/2025 FHMS KJ32 A1	3137F72U8	8,385.84	8,385.84	0.00	8,385.84	0.03	0.00	
	08/01/21	DTD 11/01/2020 0.516% 06/01/2025								



Managed Account Security Transactions & Interest

For the Month Ending August 31, 2021

SAN BERNARDINO COUNTY - 76990800

Transaction Type	Trade	Settle	Security Description	CUSIP	Par	Principal Proceeds	Accrued Interest	Total	Realized G/L Cost	Realized G/L Amort Cost	Sale Method	
PAYDOWNS												
	08/01/21	08/25/21	FHMS KJ34 A1	3137HILS3	13,324.71	13,324.71	0.00	13,324.71	0.16	0.00		
			DTD 07/01/2021 0.681% 06/25/2026									
	08/15/21	08/15/21	JOHN DEERE OWNER TRUST OTHER ABS	47789KAB9	371,343.51	371,343.51	0.00	371,343.51	26.25	0.00		
			DTD 03/11/2020 1.010% 01/15/2023									
	08/15/21	08/15/21	TAOT 2019-D A2	89233MAB9	145,629.89	145,629.89	0.00	145,629.89	10.76	0.00		
			DTD 11/13/2019 1.920% 07/15/2022									
	08/15/21	08/15/21	HAROT 2019-3 A3	43815NAC8	347,241.15	347,241.15	0.00	347,241.15	2.88	0.00		
			DTD 08/27/2019 1.780% 08/15/2023									
	08/15/21	08/15/21	TAOT 2019-B A3	89239JAD6	309,787.31	309,787.31	0.00	309,787.31	49.41	0.00		
			DTD 05/08/2019 2.570% 08/15/2023									
	08/15/21	08/15/21	MBART 2019-1 A3	58769TAD7	500,546.83	500,546.83	0.00	500,546.83	68.93	0.00		
			DTD 09/25/2019 1.940% 03/15/2024									
	08/15/21	08/15/21	MBALT 2019-B A3	58769QAC5	205,935.83	205,935.83	0.00	205,935.83	32.74	0.00		
			DTD 11/20/2019 2.000% 10/17/2022									
	08/15/21	08/15/21	TAOT 2019-D A3	89233MAD5	224,258.63	224,258.63	0.00	224,258.63	16.19	0.00		
			DTD 11/13/2019 1.920% 01/16/2024									
	08/15/21	08/15/21	TAOT 2020-A A2	89232HAB1	796,583.88	796,583.88	0.00	796,583.88	9.80	0.00		
			DTD 02/12/2020 1.670% 11/15/2022									
	08/15/21	08/15/21	JDOT 2019-B A3	477870AC3	135,770.28	135,770.28	0.00	135,770.28	28.82	0.00		
			DTD 07/24/2019 2.210% 12/15/2023									
	08/15/21	08/15/21	TAOT 2019-A A3	89239AAD5	402,858.64	402,858.64	0.00	402,858.64	73.40	0.00		
			DTD 02/13/2019 2.910% 07/15/2023									
	08/15/21	08/15/21	MBALT 2020-A A3	58770FAC6	453,939.40	453,939.40	0.00	453,939.40	59.83	0.00		
			DTD 01/29/2020 1.840% 12/15/2022									
	08/15/21	08/15/21	JDOT 2019-A A3	47789JAD8	261,898.83	261,898.83	0.00	261,898.83	32.19	0.00		
			DTD 03/13/2019 2.910% 07/15/2023									
	08/15/21	08/15/21	HART 2019-B A3	44891JAC2	284,091.68	284,091.68	0.00	284,091.68	13.10	0.00		
			DTD 11/06/2019 1.940% 02/15/2024									
	08/15/21	08/15/21	TAOT 2019-C A3	89238UAD2	340,233.85	340,233.85	0.00	340,233.85	2.79	0.00		
			DTD 08/14/2019 1.910% 09/15/2023									
	08/18/21	08/18/21	HAROT 2019-1 A3	43814WAC9	228,313.52	228,313.52	0.00	228,313.52	6.12	0.00		
			DTD 02/27/2019 2.830% 03/20/2023									



Managed Account Security Transactions & Interest

For the Month Ending August 31, 2021

SAN BERNARDINO COUNTY - 76990800

Transaction Type	Trade Settle	Security Description	CUSIP	Par	Principal Proceeds	Accrued Interest	Total	Realized G/L Cost	Realized G/L Amort Cost	Sale Method
PAYDOWNS										
	08/18/21	HAROT 2019-4 A3	43813VAC2	610,542.63	610,542.63	0.00	610,542.63	108.80	0.00	
		DTD 11/26/2019 1.830% 01/18/2024								
	08/18/21	HAROT 2019-4 A2	43813VAB4	38,463.83	38,463.84	0.00	38,463.84	2.39	0.00	
		DTD 11/26/2019 1.860% 06/20/2022								
	08/21/21	HAROT 2020-1 A2	43813RAB3	612,231.46	612,231.46	0.00	612,231.46	62.02	0.00	
		DTD 02/26/2020 1.630% 10/21/2022								
	08/21/21	HAROT 2019-2 A3	43815MAC0	512,942.79	512,942.79	0.00	512,942.79	19.13	0.00	
		DTD 05/29/2019 2.520% 06/21/2023								
Transaction Type Sub-Total				6,837,560.17	6,837,560.18	0.00	6,837,560.18	593.97	0.00	

SELL

08/10/21	08/10/21	CALIFORNIA ASSET MANAGEMENT PROGRAM	CAMPMF025	38,000,000.00	38,000,000.00	0.00	38,000,000.00	0.00	0.00	FIFO
08/10/21	08/10/21	CALIFORNIA ASSET MANAGEMENT PROGRAM	CAMPMF025	12,000,000.00	12,000,000.00	0.00	12,000,000.00	0.00	0.00	FIFO

Transaction Type Sub-Total

50,000,000.00 50,000,000.00 0.00 50,000,000.00 0.00

Managed Account Sub-Total

(422,001,484.93) 5,645,701.76 (416,355,783.17) 74,172.87 0.00

Total Security Transactions

(\$422,001,484.93) \$5,645,701.76 (\$416,355,783.17) \$74,172.87 \$0.00